



UPnP Device Architecture 1.0

Document Revision Date 15 October 2008

Note: This document consolidates the several separate documents that make up the entirety of UPnP Device Architecture Version 1.0, including the previously separate specifications for AutoIP, SSDP, HTTPU/MU, FXPP, and GENA, and clarifications made in the UPnP Vendor Implementation Guide. It does not introduce any new technical requirements, but constitutes an editorial clarification only.

Contributors
Allegro Software Development Corporation
Conexant Systems, Inc.
Intel Corporation
Microsoft Corporation
Motorola
Nokia Corporation
Philips Electronics
Pioneer
Sony Electronics

© 2008 Contributing Members of the UPnP™ Forum. All rights reserved.

See <http://www.upnp.org/info/copyright.asp> for more information.

Table of Contents

Introduction	1
What is UPnP™ Technology?	1
UPnP™ Forum	1
In this document	2
Audience	4
Required vs. recommended	4
Acronyms	5
References and resources	5
0. Addressing	6
0.1 Addressing: Determining whether to use Auto-IP	6
0.2 Addressing: Choosing an address	6
0.3 Addressing: Testing the address	7
0.4 Addressing: Periodic checking for dynamic address availability	8
0.5 Addressing: Device naming and DNS interaction	8
0.6 Addressing: Name to IP address resolution	8
0.7 Addressing references	9
1. Discovery	10
1.1 Discovery: Advertisement	12
1.2 Discovery: Search	18
1.3 Discovery references	22
2. Description	23
2.1 Description: Device description	25
2.2 Description: UPnP Device Template	30
2.3 Description: Service description	30
2.4 Description: UPnP Service Template	36
2.5 Description: Non-standard vendor extensions	36
2.6 Description: UPnP Template Language for devices	38
2.7 Description: UPnP Template Language for services	40
2.8 Description: Retrieving a description	42
2.9 Description references	43
3. Control	45
3.1 Control: Protocols	46
3.2 Control: Action	47
3.3 Control: Query for variable	54
3.4 Control references	59
4. Eventing	60
4.1 Eventing: Subscription	62
4.2 Eventing: Event messages	68
4.3 Eventing: UPnP Template Language for eventing	71
4.4 Eventing: Augmenting the UPnP Template Language	72
4.5 Eventing references	73

5. Presentation	74
5.1 Presentation references	75
Glossary	76

Introduction

What is UPnP™¹ Technology?

UPnP™ technology defines an architecture for pervasive peer-to-peer network connectivity of intelligent appliances, wireless devices, and PCs of all form factors. It is designed to bring easy-to-use, flexible, standards-based connectivity to ad-hoc or unmanaged networks whether in the home, in a small business, public spaces, or attached to the Internet. UPnP technology provides a distributed, open networking architecture that leverages TCP/IP and the Web technologies to enable seamless proximity networking in addition to control and data transfer among networked devices.

The UPnP Device Architecture (UDA) is more than just a simple extension of the plug and play peripheral model. It is designed to support zero-configuration, "invisible" networking, and automatic discovery for a breadth of device categories from a wide range of vendors. This means a device can dynamically join a network, obtain an IP address, convey its capabilities, and learn about the presence and capabilities of other devices. Finally, a device can leave a network smoothly and automatically without leaving any unwanted state behind.

The technologies leveraged in the UPnP architecture include Internet protocols such as IP, TCP, UDP, HTTP, and XML. Like the Internet, contracts are based on wire protocols that are declarative, expressed in XML, and communicated via HTTP. Using internet protocols is a strong choice for UDA because of its proven ability to span different physical media, to enable real world multiple-vendor interoperation, and to achieve synergy with the Internet and many home and office intranets. The UPnP architecture has been explicitly designed to accommodate these environments. Further, via bridging, UDA accommodates media running non-IP protocols when cost, technology, or legacy prevents the media or devices attached to it from running IP.

What is "universal" about UPnP technology? No device drivers; common protocols are used instead. UPnP networking is media independent. UPnP devices can be implemented using any programming language, and on any operating system. The UPnP architecture does not specify or constrain the design of an API for applications; OS vendors may create APIs that suit their customers' needs.

UPnP™ Forum

The UPnP Forum is an industry initiative designed to enable easy and robust connectivity among stand-alone devices and PCs from many different vendors. The UPnP Forum seeks to develop standards for describing device protocols and XML-based device schemas for the purpose of enabling device-to-device interoperability in a scalable networked environment.

The UPnP Implementers Corporation (UIC) is comprised of UPnP Forum member companies across many industries who promote the adoption of uniform technical device interconnectivity standards and testing and certifying of these devices. The UIC develops and administers the testing and certification process, administers the UPnP logo program, and provides information to

¹ UPnP™ is a certification mark of the UPnP™ Implementers Corporation.

UIC members and other interested parties regarding the certification of UPnP devices. The UPnP device certification process is open to any vendor who is a member of the UPnP Forum and UIC, has paid the UIC dues, and has devices that support UPnP functionality. For more information, see <http://www.upnp-ic.org>.

The UPnP Forum has set up working committees in specific areas of domain expertise. These working committees are charged with creating proposed device standards, building sample implementations, and building appropriate test suites. This document indicates specific technical decisions that are the purview of UPnP Forum working committees.

UPnP vendors can build compliant devices with confidence of interoperability and benefits of shared intellectual property and the logo program. Separate from the logo program, vendors may also build devices that adhere to the UPnP Device Architecture defined herein without a formal standards procedure. If vendors build non-standard devices, they determine technical decisions that would otherwise be determined by a UPnP Forum working committee.

In this document

The UPnP Device Architecture (formerly known as the DCP Framework) contained herein defines the protocols for communication between controllers, or *control points*, and devices. For discovery, description, control, eventing, and presentation, the UPnP Device Architecture uses the following protocol stack (the indicated colors and type styles are used throughout this document to indicate where each protocol element is defined):

<i>UPnP vendor</i> [purple-italic]			
<i>UPnP Forum</i> [red-italic]			
UPnP Device Architecture [green-bold]			
SSDP [blue]		SOAP [blue]	GENA [navy-bold]
HTTPMU (multicast) [black]	HTTPU (unicast) [black]	HTTP [black]	HTTP [black]
UDP [black]		TCP [black]	
IP [black]			

At the highest layer, messages logically contain only UPnP vendor-specific information about their devices. Moving down the stack, vendor content is supplemented by information defined by UPnP Forum working committees. Messages from the layers above are hosted in UPnP-specific protocols such as the Simple Service Discovery Protocol (SSDP) and the General Event Notification Architecture (GENA) defined in this document, and others that are referenced. The above messages are delivered via HTTP, either a multicast or unicast variety running over UDP, or the standard HTTP running over TCP. Ultimately, all messages above are delivered over IP. The remaining sections of this document describe the content and format for each of these protocol layers in detail. For reference, colors in [square brackets] above indicate which protocol defines specific message components throughout this document.

Two general classifications of devices are defined by the UPnP architecture: controlled devices (or simply “devices”), and control points. A controlled device functions in the role of a server, responding to requests from control points. Both control points and

controlled devices can be implemented on a variety of platforms including personal computers and embedded systems. Multiple devices, control points, or both may be operational on the same network endpoint simultaneously.

The foundation for UPnP networking is IP addressing. Each device must have a Dynamic Host Configuration Protocol (DHCP) client and search for a DHCP server when the device is first connected to the network. If a DHCP server is available, i.e., the network is managed, the device must use the IP address assigned to it. If no DHCP server is available, i.e., the network is unmanaged, the device must use Auto IP to get an address. In brief, Auto IP defines how a device intelligently chooses an IP address from a set of reserved addresses and is able to move easily between managed and unmanaged networks. If during the DHCP transaction, the device obtains a domain name, e.g., through a DNS server or via DNS forwarding, the device should use that name in subsequent network operations; otherwise, the device should use its IP address.

Given an IP address, Step 1 in UPnP networking is *discovery*. When a device is added to the network, the UPnP discovery protocol allows that device to advertise its services to control points on the network. Similarly, when a control point is added to the network, the UPnP discovery protocol allows that control point to search for devices of interest on the network. The fundamental exchange in both cases is a discovery message containing a few, essential specifics about the device or one of its services, e.g., its type, identifier, and a pointer to more detailed information. The section on Discovery below explains how devices advertise, how control points search, and details of the format of discovery messages.

Step 2 in UPnP networking is *description*. After a control point has discovered a device, the control point still knows very little about the device. For the control point to learn more about the device and its capabilities, or to interact with the device, the control point must retrieve the device's description from the URL provided by the device in the discovery message. Devices may contain other, logical devices, as well as functional units, or *services*. The UPnP description for a device is expressed in XML and includes vendor-specific, manufacturer information like the model name and number, serial number, manufacturer name, URLs to vendor-specific Web sites, etc. The description also includes a list of any embedded devices or services, as well as URLs for control, eventing, and presentation. For each service, the description includes a list of the commands, or *actions*, the service responds to, and parameters, or *arguments*, for each action; the description for a service also includes a list of variables; these variables model the state of the service at run time, and are described in terms of their data type, range, and event characteristics. The section on Description below explains how devices are described and how those descriptions are retrieved by control points.

Step 3 in UPnP networking is *control*. After a control point has retrieved a description of the device, the control point can send actions to a device's service. To do this, a control point sends a suitable control message to the control URL for the service (provided in the device description). Control messages are also expressed in XML using the Simple Object Access Protocol (SOAP). Like function calls, in response to the control message, the service returns any action-specific values. The effects of the action, if any, are modeled by changes in the variables that describe the run-time state of the service. The section on Control below explains the description of actions, state variables, and the format of control messages.

Step 4 in UPnP networking is *eventing*. A UPnP description for a service includes a list of actions the service responds to and a list of variables that model the state of the service at run time. The service publishes updates when these variables change, and a control point may subscribe to receive this information. The service publishes updates by sending event messages. Event messages contain the names of one or more state variables and the current value of those variables. These messages are also expressed in XML. A special initial event message is sent when a control point first subscribes; this event message contains the names and values for all evented variables and allows the subscriber to initialize its model of the state of the service. To support scenarios with multiple control points, eventing is designed to keep all control points equally informed about the effects of any action. Therefore, all subscribers are sent all event messages, subscribers receive event messages for all evented variables that have changed, and event messages are sent no matter why the state variable changed (either in response to a requested action or because the state the service is modeling changed). The section on Eventing below explains subscription and the format of event messages.

Step 5 in UPnP networking is *presentation*. If a device has a URL for presentation, then the control point can retrieve a page from this URL, load the page into a browser, and depending on the capabilities of the page, allow a user to control the device and/or view device status. The degree to which each of these can be accomplished depends on the specific capabilities of the presentation page and device. The section on Presentation below explains the protocol for retrieving a presentation page.

Audience

The audience for this document includes UPnP device vendors, members of UPnP Forum working committees, and anyone else who has a need to understanding the technical details of UPnP protocols.

This document assumes the reader is familiar with the HTTP, TCP, UDP, IP family of protocols; this document makes no attempt to explain them. This document also assumes most readers will be new to XML, and while it is not an XML tutorial, XML-related issues are addressed in detail given the centrality of XML to the UPnP device architecture. This document makes no assumptions about the reader's understanding of various programming or scripting languages.

Required vs. recommended

In this document, features are described as Required, Recommended, or Optional as follows:

Required (or Must or Shall).

These basic features must be implemented to comply with the UPnP Device Architecture. The phrases "must not" and "shall not" indicate behavior that is prohibited that if performed means the implementation is not in compliance.

Recommended (or Should).

These features add functionality supported by the UPnP Device Architecture and should be implemented. Recommended features take advantage of the capabilities of the UPnP Device Architecture, usually without imposing major cost increases. Notice that for compliance testing, if a recommended feature is implemented, it must meet the specified requirements to be in compliance with these guidelines. Some recommended features could become requirements in the future. The phrase "should not" indicates behavior that is permitted but not recommended.

Optional (or May).

These features are neither required nor recommended by the UPnP Device Architecture, but if the feature is implemented, it must meet the specified requirements to be in compliance with these guidelines. These features are not likely to become requirements in the future.

Acronyms

Acronym	Meaning	Acronym	Meaning
ARP	Address Resolution Protocol	SOAP	Simple Object Access Protocol
CP	Control Point	SSDP	Simple Service Discovery Protocol
DCP	Device Control Protocol	UDA	UPnP™ Device Architecture
DHCP	Dynamic Host Configuration Protocol	UPC	Universal Product Code
DNS	Domain Name System	URI	Uniform Resource Identifier
GENA	General Event Notification Architecture	URL	Uniform Resource Locator
HTML	HyperText Markup Language	URN	Uniform Resource Name
HTTP	Hypertext Transfer Protocol	UUID	Universally Unique Identifier
HTTPMU	HTTP (Multicast over UDP)	XML	Extensible Markup Language
HTTPU	HTTP (Unicast over UDP)		

References and resources

RFC 2616

HTTP: Hypertext Transfer Protocol 1.1. <<http://www.ietf.org/rfc/rfc2616.txt>>.

RFC 2279

UTF-8, a transformation format of ISO 10646 (character encoding). <<http://www.ietf.org/rfc/rfc2279.txt>>.

XML

Extensible Markup Language. W3C recommendation. <<http://www.w3.org/TR/2000/REC-xml-20001006>>.

Each section in this document contains additional information about resources for specific topics.

0. Addressing

Addressing is Step 0 of UPnP™ networking. Through addressing, devices get a network address. Addressing enables discovery (Step 1) where control points find interesting device(s), description (Step 2) where where control points learn about device capabilities, control (Step 3) where a control point sends commands to device(s), eventing (Step 4) where control points listen to state changes in device(s), and presentation (Step 5) where control points display a user interface for device(s).

The foundation for UPnP networking is IP addressing. Each UPnP device which does not itself implement a DHCP server must have a Dynamic Host Configuration Protocol (DHCP) client and search for a DHCP server when the device is first connected to the network (if the device itself implements a DHCP server, it may allocate itself an address from the pool that it controls). If a DHCP server is available, i.e., the network is managed, the device must use the IP address assigned to it. If no DHCP server is available, i.e., the network is unmanaged; the device must use automatic IP addressing (Auto-IP) to obtain an address.

Auto-IP as defined herein is how a device: (a) determines if DHCP is unavailable, and (b) intelligently chooses an IP address from a set of link-local IP addresses. This method of address assignment enables a device to easily move between managed and unmanaged networks.

This section provides a definition of the operation of Auto-IP. The operations described in this section are detailed and clarified in the reference documents listed below. Where conflicts between this document and the reference documents exist, the reference document always takes precedence.

0.1 Addressing: Determining whether to use Auto-IP

A device that supports Auto-IP and is configured for dynamic address assignment begins by requesting an IP address via DHCP by sending out a DHCPDISCOVER message. The amount of time this DHCP Client should listen for DHCPOFFERS is implementation dependent. If a DHCPOFFER is received during this time, the device must continue the process of dynamic address assignment. If no valid DHCPOFFERS are received, the device may then auto-configure an IP address.

0.2 Addressing: Choosing an address

To auto-configure an IP address using Auto-IP, the device uses an implementation-dependent algorithm for choosing an address in the 169.254/16 range. The first and last 256 addresses in this range are reserved and must not be used.

The selected address must then be tested to determine if the address is already in use. If the address is in use by another device, another address must be chosen and tested, up to an implementation dependent number of retries. The address selection should be randomized to avoid collision when multiple devices are attempting to allocate addresses. It is recommended that the device choose an address using a pseudo-random algorithm (distributed over the entire address range from 169.254.1.0 to 169.254.254.255) to minimize the likelihood that devices that join the network at the same time will choose the same address

and subsequently choose alternative addresses in the same sequence when collisions are detected. This pseudo-random algorithm may be seeded using the device's Ethernet hardware MAC address.

0.3 Addressing: Testing the address

To test the chosen address, the device must use an Address Resolution Protocol (ARP) probe. An ARP probe is an ARP request with the device hardware address used as the sender's hardware address and the sender's IP address set to 0s. The device will then listen for responses to the ARP probe, or other ARP probes for the same IP address. If either of these ARP packets is seen, the device must consider the address in use and try a different address. The ARP probe may be repeated for greater certainty that the address is not already in use; it is recommended that the probe be sent four times at two-second intervals.

After successfully configuring a link-local address, the device should send two gratuitous ARPs, spaced two seconds apart, this time filling in the sender IP address. The purpose of these gratuitous ARPs is to make sure that other hosts on the net do not have stale ARP cache entries left over from some other host that may previously have been using the same address.

Devices that are equipped with persistent storage may record the IP address they have selected and on the next boot use that address as their first candidate when probing, in order to increase the stability of addresses and reduce the need to resolve address conflicts.

Address collision detection should not be limited to the address testing phase, when the device is sending ARP probes and listening for replies. Address collision detection is an ongoing process that is in effect for as long as the device is using a link-local address. At any time, if a device receives an ARP packet with its own IP address given as the sender IP address, but a sender hardware address that does not match its own hardware address, then the device should treat this as an address collision and should respond as described in either (a) or (b) below:

- (a) Immediately configure a new link-local IP address as described above; or,
- (b) If the device currently has active TCP connections or other reasons to prefer to keep the same IP address, and has not seen any other conflicting ARP packets recently (e.g., within the last ten seconds) then it may elect to attempt to defend its address once, by recording the time that the conflicting ARP packet was received, and then broadcasting one single gratuitous ARP, giving its own IP and hardware addresses as the source addresses of the ARP. However, if another conflicting ARP packet is received within a short time after that (e.g., within ten seconds) then the device should immediately configure a new Auto-IP address as described above.

The device should respond to conflicting ARP packets as described in either (a) or (b) above; it should not ignore conflicting ARP packets. To switch over from one IP address to a new one, the device should, if possible, cancel any outstanding advertisements made on the previous address, and must issue new advertisements on the new address. The section on Discovery explains advertisements and their cancellations.

After successfully configuring an Auto-IP address, all subsequent ARP packets (replies as well as requests) containing an Auto-IP source address should be sent using link-level *broadcast* instead of link-level *unicast*, in order to facilitate timely detection of duplicate addresses. As an alternative, a device which cannot send broadcast ARP replies should send a unicast ARP reply but then neglect to follow the instructions in RFC 826 about recording sender information from received ARP requests. This means that, having failed to record the sender information, the device is likely to send a broadcast ARP request of its own shortly later, which allows another device using the same IP address to detect the conflict and respond to it.

IP packets whose source or destination addresses are in the 169.254/16 range must not be sent to any router for forwarding. IP datagrams with a multicast destination address and an Auto-IP source address should not be forwarded off the local link. Devices and control points may assume that all 169.254/16 destination addresses are on-link and directly reachable. The 169.254/16 address range MUST NOT be subnetted.

0.4 Addressing: Periodic checking for dynamic address availability

A device that has auto-configured an IP address must periodically check for the existence of a DHCP server. This is accomplished by sending DHCPDISCOVER messages. How often this check is made is implementation dependent, but checking every 5 minutes would maintain a balance between network bandwidth required and connectivity maintenance. If a DHCPOFFER is received, the device must proceed with dynamic address allocation. Once a DHCP assigned address is in place, the device may release the auto-configured address, but may also choose to maintain this address for a period of time (or indefinitely) to maintain connectivity.

To switch over from one IP address to a new one, the device should, if possible, cancel any outstanding advertisements made on the previous address, and must issue new advertisements on the new address. The section on Discovery explains advertisements and their cancellations.

0.5 Addressing: Device naming and DNS interaction

Once a device has a valid IP address for the network, it can be located and referenced on that network through that address. There may be situations where the end user needs to locate and identify a device. In these situations, a friendly name for the device is much easier for a human to use than an IP address. If a UPnP device chooses to provide a host name to a DHCP server and register with a DNS server, the device should either ensure the requested host name is unique or provide a means for the user to change the requested host name. Most often, UPnP devices do not provide a host name, but provide URLs using literal (numeric) IP addresses.

Moreover, names are much more static than IP addresses. Clients referring a device by name don't require any modification when the IP address of a device changes. Mapping of the device's DNS name to its IP address could be entered into DNS database manually or dynamically according to RFC 2136. While devices supporting dynamic DNS updates can register their DNS records directly in DNS, it is also possible to configure a DHCP server to register DNS records on behalf of these DHCP clients.

0.6 Addressing: Name to IP address resolution

A device that needs to contact another device identified by a DNS name needs to discover its IP address. The device submits a DNS query according to RFC1034 and 1035 to the pre-configured DNS server(s) and receives a response from a DNS server containing the IP address of the target device. A device can be statically pre-configured with the list of DNS servers. Alternatively a device could be configured with the list of DNS server through DHCP, or after the address assignment through a DHCPINFORM message.

0.7 Addressing references

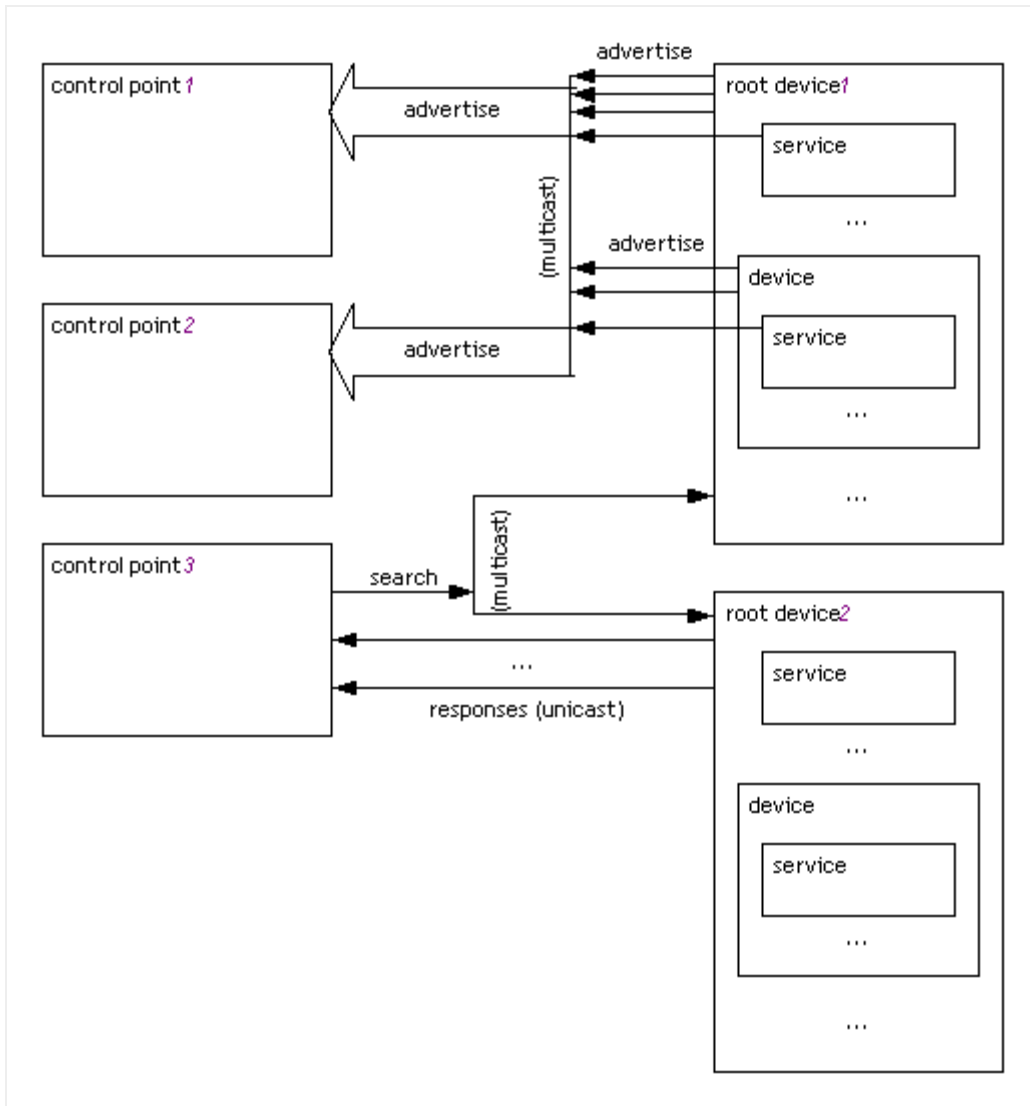
- RFC1034 Domain Names - Concepts and Facilities. <<http://www.ietf.org/rfc/rfc1034.txt>>.
- RFC1035 Domain Names - Implementation and Specification. <<http://www.ietf.org/rfc/rfc1035.txt>>.
- RFC 2131 Dynamic Host Configuration Protocol. <<http://www.ietf.org/rfc/rfc2131.txt>>.
- RFC 2136 Dynamic Updates in the Domain Name System. <<http://www.ietf.org/rfc/rfc2136.txt>>.

1. Discovery

Discovery is Step 1 in UPnP™ networking. Discovery comes after addressing (Step 0) where devices get a network address.

Through discovery, control points find interesting device(s). Discovery enables description (Step 2) where control points learn about device capabilities, control (Step 3) where a control point sends commands to device(s), eventing (Step 4) where control points listen to state changes in device(s), and presentation (Step 5) where control points display a user interface for device(s).

Discovery is the first step in UPnP networking. When a device is added to the network, the UPnP discovery protocol allows that device to advertise its services to control points on the network. Similarly, when a control point is added to the network, the UPnP discovery protocol allows that control point to search for devices of interest on the network. The fundamental exchange in both cases is a discovery message containing a few, essential specifics about the device or one of its services, e.g., its type, universally unique identifier, and a pointer to more detailed information.



When a new device is added to the network, it multicasts a number of discovery messages advertising itself, its embedded devices, and its services. Any interested control point can listen to the standard multicast address for notifications that new capabilities are available.

Similarly, when a new control point is added to the network, it multicasts a discovery message searching for interesting devices, services, or both. All devices must listen to the standard multicast address for these messages and must respond if any of their embedded devices or services match the search criteria in the discovery message.

To reiterate, a control point may learn of a device of interest because that device sent discovery messages advertising itself or because the device responded to a discovery message searching for devices. In either case, if a control point is interested in a device and wants to learn more about it, the control point uses the information in the discovery message to send a *description* query message. The section on Description explains description messages in detail.

When a device is removed from the network, it should, if possible, multicast a number of discovery messages revoking its earlier announcements, effectively declaring that its embedded devices and services will no longer be available. When the IP address of a device is changed, it should revoke any earlier announcements and advertise using the new IP address.

For devices and control points that have multiple network interfaces, UPnP advertisements and searches should be sent on all network interfaces enabled for UPnP networking. Each advertisement or search must specify an address in the LOCATION header that is reachable on that interface

To limit network congestion, the time-to-live (TTL) of each IP packet for each multicast message should default to 4 and should be configurable. When the TTL is greater than 1, it is possible for multicast messages to traverse multiple routers; therefore control points and devices using non-AutoIP addresses must send an IGMP Join message so that routers will forward multicast messages to them (this is not necessary when using an Auto-IP address, since packets with Auto-IP addresses will not be forwarded by routers).

Discovery plays an important role in the interoperability of devices and control points using different versions of UPnP networking. The UPnP Device Architecture (defined herein) is versioned with both a major and a minor version, usually written as *major.minor*, where both *major* and *minor* are integers (for example, version 2.10 [two dot ten] is *newer* than version 2.2 [two dot two]). Advances in minor versions must be a compatible superset of earlier minor versions of the same major version. Advances in major version are not required to be supersets of earlier versions and are not guaranteed to be backward compatible. Version information is communicated in discovery and description messages. In the former, each discovery message includes the version of UPnP networking that the device supports (in the SERVER header); the version of device and service types supported is also included in relevant discovery messages. As a backup, the latter also includes the same information. This section explains the format of version information in discovery messages and specific requirements on discovery messages to maintain compatibility with advances in minor versions.

The remainder of this section explains the UPnP discovery protocol known as SSDP (Simple Service Discovery Protocol) in detail, enumerating how devices advertise and revoke their advertisements as well as how control points search and devices respond.

1.1 Discovery: Advertisement

When a device is added to the network, the device advertises its services to control points. It does this by multicasting discovery messages to a standard address and port (239.255.255.250:1900). Control points listen to this port to detect when new capabilities are available on the network. To advertise the full extent of its capabilities, a device multicasts a number of discovery messages corresponding to each of its embedded devices and services. Each message contains information specific to the embedded device (or service) as well as information about its enclosing device. Messages should include duration until the advertisements expire; if the device remains available, the advertisements should be re-sent (with new duration). If the device becomes unavailable, the device should explicitly cancel its advertisements, but if the device is unable to do this, the advertisements will expire on their own.

1.1.1 Discovery: Advertisement protocols and standards

To send (and receive) advertisements, devices (and control points) use the following subset of the overall UPnP protocol stack. (The overall UPnP protocol stack is listed at the beginning of this document.)

<i>UPnP vendor [purple]</i>
<i>UPnP Forum [red]</i>
UPnP Device Architecture [green]
<u>SSDP [blue]</u>
HTTPMU (multicast) [black]
UDP [black]
IP [black]

At the highest layer, discovery messages contain vendor-specific information, e.g., URL for the device description and device identifier. Moving down the stack, vendor content is supplemented by information from a UPnP Forum working committee, e.g., device type. Messages from the layers above are hosted in UPnP-specific protocols, defined in this document. In turn, the above messages are delivered via a multicast variant of HTTP extended using additional methods and headers. The HTTP messages are delivered via UDP over IP. For reference, colors in [square brackets] above indicate which protocol defines specific headers and values in discovery messages listed below.

1.1.2 Discovery: Advertisement: Device available -- NOTIFY with ssdp:alive

When a device is added to the network, it multicasts discovery messages to advertise its root device, any embedded devices, and any services. Each discovery message contains four major components:

1. a potential search target (e.g., device type), sent in an NT (Notification Type) header,
2. a composite identifier for the advertisement, sent in a USN (Unique Service Name) header,
3. a URL for more information about the device (or enclosing device in the case of a service), sent in a LOCATION header, and
4. a duration for which the advertisement is valid, sent in a CACHE-CONTROL header.

To advertise its capabilities, a device multicasts a number of discovery messages. Specifically, a root device must multicast:

- Three discovery messages for the root device.

	NT	USN
1	<u>upnp:rootdevice</u>	uuid: <i>device-UUID</i> :: <u>upnp:rootdevice</u>
2	uuid: <i>device-UUID</i> **	uuid: <i>device-UUID</i> (for root device UUID)
3	urn: <u>schemas-upnp-org:device:deviceType:v</u> or urn: <i>domain-name</i> : <u>device:deviceType:v</u>	uuid: <i>device-UUID</i> ::urn: <u>schemas-upnp-org:device:deviceType:v</u> (of root device) or uuid: <i>device-UUID</i> ::urn: <i>domain-name</i> : <u>device:deviceType:v</u>

- Two discovery messages for each embedded device.

	NT	USN [*]
1	uuid: <i>device-UUID</i> ^{**}	uuid: <i>device-UUID</i>
2	urn:schemas-upnp-org:device: <i>deviceType:v</i> or urn:domain-name:device: <i>deviceType:v</i>	uuid: <i>device-UUID</i> ::urn:schemas-upnp-org:device: <i>deviceType:v</i> or uuid: <i>device-UUID</i> ::urn:domain-name:device: <i>deviceType:v</i>

- Once for each service type in each device.

	NT	USN [*]
1	urn:schemas-upnp-org:service: <i>serviceType:v</i> or urn:domain-name:service: <i>serviceType:v</i>	uuid: <i>device-UUID</i> ::urn:schemas-upnp-org:service: <i>serviceType:v</i> or uuid: <i>device-UUID</i> ::urn:domain-name:service: <i>serviceType:v</i>

^{*} Note that the prefix of the USN header (before the double colon) must match the value of the UDN element in the device description. (The section on Description explains the UDN element.)

^{**} Note that the value of this NT header must match the value of the UDN element in the device description.

If a root device has d embedded devices and s embedded services but only k distinct service types, this works out to $3+2d+k$ requests. If a particular device or embedded device contains multiple instances of a particular service type, it is only necessary to advertise the service type once (rather than once for each instance). This advertises the full extent of the device's capabilities to interested control points. These messages must be sent out as a series with roughly comparable expiration times; order is unimportant, but refreshing or canceling individual messages is prohibited.

Updated UPnP device and service types are required to be fully backward compatible with previous versions of the same type. Devices must advertise the highest supported version of each supported type. For example, if a device supports version 2 of the "Audio" service, it would advertise only version 2, even though it also supports version 1. Control points that support a given version of a device or service are able to also interact with higher versions because of this backward compatibility requirement, but only using the functionality that was defined in the lower version. For example, if a control point supports only version "1" of the "Audio" service, and a device advertises that it supports version "2" of the "Audio" service, the control point should recognize and be able to use the device.

Choosing an appropriate duration for advertisements is a balance between minimizing network traffic and maximizing freshness of device status. Relatively short durations close to the minimum of 1800 seconds will ensure that control points have current device status at the expense of additional network traffic; longer durations, say on the order of a day, compromise freshness of device status but can significantly reduce network traffic. Generally, device vendors should choose a value that corresponds to expected device usage: short durations for devices that are expected to be part of the network for short periods of time, and significantly longer durations for devices expected to be long-term members of the network. Devices that frequently connect to and leave the network (such as mobile wireless devices) should use a shorter duration so that control points have a more accurate view of their availability. Advertisements in the initial set should have comparable durations and the entire set should be sent as quickly as possible. Subsequent refreshments of the advertisements may be spread over time rather than being sent as a group.

Devices should wait a random interval less than 100 milliseconds before sending an initial set of advertisements in order to reduce the likelihood of network storms; this random interval should also be applied on occasions where the device obtains a new IP address or a new network interface is installed.

Due to the unreliable nature of UDP, devices should send each of the above discovery messages more than once, although to avoid network congestion discovery messages should not be sent more than three times. In addition, the device must re-send its advertisements periodically prior to expiration of the duration specified in the `CACHE-CONTROL` header; it is recommended that such refreshing of advertisements be done at a randomly-distributed interval of less than one-half of the advertisement expiration time, so as to provide the opportunity for recovery from lost advertisements before the advertisement expires, and to distribute over time the advertisement refreshment of multiple devices on the network in order to avoid spikes in network traffic. Note that UDP packets are also bounded in length (perhaps as small as 512 Bytes in some implementations); each discovery message must fit entirely in a single UDP packet. There is no guarantee that the above $3+2d+k$ messages will arrive in a particular order.

When a device is added to the network, it must send a multicast request with method `NOTIFY` and `ssdp:alive` in the `NTS` header in the following format. Values in *italics* are placeholders for actual values.

```
NOTIFY * HTTP/1.1
HOST: 239.255.255.250:1900
CACHE-CONTROL: max-age = seconds until advertisement expires
LOCATION: URL for UPnP description for root device
NT: search target
NTS: ssdp:alive
SERVER: OS/version UPnP/1.0 product/version
USN: advertisement UUID
```

(No body for request with method `NOTIFY`, but note that the message must have a blank line following the last HTTP header.)

The TTL for the IP packet should default to 4 and should be configurable.

Listed below are details for the request line and headers appearing in the listing above. All header values are case sensitive except where noted.

Request line

NOTIFY

Method for sending notifications and events.

*

Request applies generally and not to a specific resource. Must be *.

HTTP/1.1

HTTP version.

Headers

HOST

Required. Multicast channel and port reserved for SSDP by Internet Assigned Numbers Authority (IANA). Must be [239.255.255.250:1900](https://www.iana.org/assignments/protocol-parameters/239.255.255.250-1900). If the port number (":1900") is omitted, the receiver should assume the default SSDP port number of 1900.

CACHE-CONTROL

Required. Must have max-age directive that specifies number of seconds the advertisement is valid. After this duration, control points should assume the device (or service) is no longer available. Should be greater than or equal to 1800 seconds (30 minutes). Specified by UPnP vendor. Integer.

LOCATION

Required. Contains a URL to the UPnP description of the root device. Normally the host portion contains a literal IP address rather than a domain name in unmanaged networks. Specified by UPnP vendor. Single URL.

NT

Required. Notification Type. Must be one of the following. (cf. table above.) Single URI.

[upnp:rootdevice](#)

Sent once for root device.

uuid: [device-UUID](#)

Sent once for each device, root or embedded. Device UUID specified by UPnP vendor.

urn: [schemas-upnp-org:device:deviceType:v](#)

Sent once for each device, root or embedded. Device type and version defined by UPnP Forum working committee. Specifies the highest supported version of the device type.

urn: [schemas-upnp-org:service:serviceType:v](#)

Sent once for each service. Service type and version defined by UPnP Forum working committee. Specifies the highest supported version of the service type.

urn: [domain-name:device:deviceType:v](#)

Sent once for each device, root or embedded. Domain name, device type and version defined by UPnP vendor. Specifies the highest supported version of the device type. Period characters in the domain name must be replaced with hyphens in accordance with RFC 2141.

urn: [domain-name:service:serviceType:v](#)

Sent once for each service. Domain name, service type and version defined by UPnP vendor. Specifies the highest supported version of the service type. Period characters in the domain name must be replaced with hyphens in accordance with RFC 2141.

NTS

Required. Notification Sub Type. Must be [ssdp:alive](#). Single URI.

SERVER

Required. Concatenation of OS name, OS version, [UPnP/1.0](#), product name, and product version. Specified by UPnP vendor. String. Must accurately reflect the version number of the UPnP Device Architecture supported by the device. Control points must be prepared to accept a higher minor version number than the control point itself implements. For example, control points implementing UDA version 1.0 will be able to interoperate with devices implementing UDA version 1.1.

USN

Required. Unique Service Name. Identifies a unique instance of a device or service. Must be one of the following. (cf. table above.) The prefix (before the double colon) must match the value of the UDN element in the device description. (The section on Description explains the UDN element.) Single URI.

uuid: [device-UUID:upnp:rootdevice](#)

Sent once for root device. Device UUID specified by UPnP vendor.

uuid: [device-UUID](#)

Sent once for every device, root or embedded. Device UUID specified by UPnP vendor.

uuid: [device-UUID:urn:schemas-upnp-org:device:deviceType:v](#)

Sent once for every device, root or embedded. Device UUID specified by UPnP vendor. Device type and version defined by UPnP Forum working committee. Specifies the highest supported version of the device type.

uuid: [device-UUID:urn:schemas-upnp-org:service:serviceType:v](#)

Sent once for every service. Device UUID specified by UPnP vendor. Service type and version defined by UPnP Forum working committee. Specifies the highest support version of the service type.

uuid: [device-UUID:urn:domain-name:device:deviceType:v](#)

Sent once for every device, root or embedded. Device UUID, domain name, device type and version defined by UPnP vendor. Specifies the highest supported version of the device type. Period characters in the domain name must be replaced by hyphens in accordance with RFC 2141.

uuid: [device-UUID:urn:domain-name:service:serviceType:v](#)

Sent once for service. Device UUID, domain name, service type and version defined by UPnP vendor. Specifies the highest supported version of the device type. Period characters in the domain name must be replaced by hyphens in accordance with RFC 2141.

(No response for a request with method NOTIFY.)

1.1.3 Discovery: Advertisement: Device unavailable -- NOTIFY with ssdp:byebye

When a device and its services are going to be removed from the network, the device should multicast a **ssdp:byebye** message corresponding to *each* of the **ssdp:alive** messages it multicast that have not already expired. If the device is removed abruptly from the network, it might not be possible to multicast a message. As a fallback, discovery messages must include an expiration value in a **CACHE-CONTROL** header (as explained above); if not re-advertised, the discovery message eventually expires on its own and must be removed from any control point cache.

(Note: when a control point is about to be removed from the network, no discovery-related action is required.)

When a device is about to be removed from the network, it should explicitly revoke its discovery messages by sending one multicast request for *each* **ssdp:alive** message it sent. Each multicast request must have method **NOTIFY** and **ssdp:byebye** in the **NTS** header in the following format. Values in *italics* are placeholders for actual values.

```
NOTIFY * HTTP/1.1
HOST: 239.255.255.250:1900
NT: search target
NTS: ssdp:byebye
USN: uuid:advertisement UUID
```

(No body for request with method **NOTIFY**, but note that the message must have a blank line following the last HTTP header.)

The TTL for the IP packet should default to 4 and should be configurable.

Listed below are details for the request line and headers appearing in the listing above. All header values are case sensitive except where noted.

Request line

NOTIFY
Method for sending notifications and events.

*

Request applies generally and not to a specific resource. Must be *.

HTTP/1.1
HTTP version.

Headers

HOST
Required. Multicast channel and port reserved for SSDP by Internet Assigned Numbers Authority (IANA). Must be [239.255.255.250:1900](#). If the port number (":1900") is omitted, the receiver should assume the default SSDP port number of 1900.

NT
Required. Notification Type. (See list of required values for NT header in NOTIFY with ssdp:alive above.) Single URI.

NTS
Required. Notification Sub Type. Must be [ssdp:byebye](#). Single URI.

USN
Required. Unique Service Name. (See list of required values for USN header in NOTIFY with ssdp:alive above.) Single URI.

(No response for a request with method **NOTIFY**.)

Due to the unreliable nature of UDP, devices should send each of the above messages more than once. As a fallback, if a control point fails to receive notification that a device or services is unavailable, the original discovery message will eventually expire yielding the same effect.

1.2 Discovery: Search

When a control point is added to the network, the UPnP discovery protocol allows that control point to search for devices of interest on the network. It does this by multicasting on the reserved address and port (239.255.255.250:1900) a search message with a pattern, or target, equal to a type or identifier for a device or service. Responses from devices contain discovery messages essentially identical to those advertised by newly connected devices; the former are unicast while the latter are multicast.

1.2.1 Discovery: Search protocols and standards

To search for devices (and be discovered by control points), control points (and devices) use the following subset of the overall UPnP protocol stack. (The overall UPnP protocol stack is listed at the beginning of this document.)

<i>UPnP vendor</i> [purple]	
<i>UPnP Forum</i> [red]	
<u>UPnP Device Architecture</u> [green]	
<u>SSDP</u> [blue]	
HTTPU (unicast) [black]	HTTPMU (multicast) [black]
UDP [black]	
IP [black]	

At the highest layer, search messages contain vendor-specific information, e.g., the control point, device, and service identifiers. Moving down the stack, vendor content is supplemented by information from a UPnP Forum working committee, e.g., device or service types. Messages from the layers above are hosted in UPnP-specific protocols, defined in this document. In turn, search requests are delivered via a multicast variant of HTTP that has been extended using additional methods and headers. Search responses are delivered via a unicast variant of HTTP that has also been extended. Both kinds of HTTP messages are delivered via UDP over IP. For reference, colors in [square brackets] above indicate which protocol defines specific headers and values in discovery messages listed below.

1.2.2 Discovery: Search: Request with M-SEARCH

When a control point is added to the network, it should send a multicast request with method **M-SEARCH** in the following format. Values in *italics* are placeholders for actual values.

```
M-SEARCH * HTTP/1.1
HOST: 239.255.255.250:1900
MAN: "ssdp:discover"
MX: seconds to delay response
ST: search target
```

(No body for request with method **M-SEARCH**, but note that the message must have a blank line following the last HTTP header.)

The TTL for the IP packet should default to 4 and should be configurable.

Listed below are details for the request line and headers appearing in the listing above. All header values are case sensitive except where noted.

Request line

M-SEARCH
Method for search requests.
*
Request applies generally and not to a specific resource. Must be *.
HTTP/1.1
HTTP version.

Headers

HOST
Required. Multicast channel and port reserved for SSDP by Internet Assigned Numbers Authority (IANA). Must be [239.255.255.250:1900](#). If the port number (":1900") is omitted, the receiver should assume the default SSDP port number of 1900.

MAN
Required by HTTP Extension Framework. Unlike the NTS and ST headers, the value of the MAN header is enclosed in double quotes; it defines the scope (namespace) of the extension. Must be "[ssdp:discover](#)".

MX
Required. Maximum wait time in seconds. Should be between 1 and 120 inclusive. Device responses should be delayed a random duration between 0 and this many seconds to balance load for the control point when it processes responses. This value may be increased if a large number of devices are expected to respond. The MX value should not be increased to accommodate network characteristics such as latency or propagation delay (for more details, see the explanation below). Specified by UPnP vendor. Integer.

ST
Required. Search Target. Must be one of the following. (cf. NT header in NOTIFY with `ssdp:alive` above.) Single URI.
[ssdp:all](#)
Search for all devices and services.
[upnp:rootdevice](#)
Search for root devices only.
uuid:*device-UUID*
Search for a particular device. Device UUID specified by UPnP vendor.
urn:[schemas-upnp-org:device:deviceType:v](#)
Search for any device of this type. Device type and version defined by UPnP Forum working committee.
urn:[schemas-upnp-org:service:serviceType:v](#)
Search for any service of this type. Service type and version defined by UPnP Forum working committee.
urn:*domain-name:device:deviceType:v*
Search for any device of this type. Domain name, device type and version defined by UPnP vendor. Period characters in the domain name must be replaced with hyphens in accordance with RFC 2141.
urn:*domain-name:service:serviceType:v*
Search for any service of this type. Domain name, service type and version defined by UPnP vendor. Period characters in the domain name must be replaced with hyphens in accordance with RFC 2141.

Due to the unreliable nature of UDP, control points should send each M-SEARCH message more than once. As a fallback, to guard against the possibility that a device might not receive the M-SEARCH message from a control point, a device should re-send its advertisements periodically (cf. CACHE-CONTROL header in NOTIFY with `ssdp:alive` above).

The control point should wait at least the amount of time specified in the MX header for responses to arrive from devices. The random distribution of responses over the MX interval means that a responder may send a response at MX seconds after receiving the M-SEARCH request. The MX value may be adjusted by heuristics at the requester based on, for example, observed number of responders. Network characteristics affecting the propagation of traffic cannot be addressed by increasing the MX value because of the reason cited above. A requester may adapt to network characteristics with heuristics based on observed network behavior

(the exact heuristics are out of scope). The net effect is that the M-SEARCH request persists at the requester for a period of time exceeding MX such that the characteristics of the network are properly accommodated to minimize lost responses.

Updated versions of device and service types are required to be fully backward compatible with previous versions. Devices must respond to M-SEARCH requests for any supported version. For example, if a device implements "urn:schemas-upnp-org:service:Audio:2", it should respond to search requests for both that type and "urn:schemas-upnp-org:service:Audio:1". The response should specify the same version as was contained in the search request. If a control point searches for a device or service of a particular version and receives no responses (presumably because no device present on the network supports the specified version), but is willing to operate using a lower version, it may repeat the search request specifying the lower version.

1.2.3 Discovery: Search: Response

To be found, a device must send a UDP response to the source IP address and port that sent the request to the multicast channel. Devices respond if the ST header of the M-SEARCH request is "ssdp:all", "upnp:rootdevice", "uuid:" followed by a UUID that exactly matches one advertised by the device.

Devices should wait a random period of time between 0 seconds and the number of seconds specified in the MX header of the search request before responding, in order to avoid flooding the requesting control point with search responses from multiple devices. If the search request results in the need for multiple responses from the device, those responses should be spread at random intervals through the time period from 0 to the number of seconds specified in the MX header. If the search request does not contain an MX header, the device must silently discard and ignore the search request. Devices may assume an MX value less than that specified in the MX header. If the MX header specifies a value greater than 120, the device should assume that it contained the value 120 or less. Devices should not stop responding to other requests while waiting the random delay before sending a response.

The URL specified in the LOCATION header of the M-SEARCH response must be reachable by the control point to which the response is directed.

Responses to M-SEARCH are intentionally parallel to advertisements, and as such, follow the same pattern as listed for NOTIFY with `ssdp:alive` (above) except that the NT header there is an ST header here. The response must be sent in the following format. Values in *italics* are placeholders for actual values.

```
HTTP/1.1 200 OK
CACHE-CONTROL: max-age = seconds until advertisement expires
DATE: when response was generated
EXT:
LOCATION: URL for UPnP description for root device
SERVER: OS/version UPnP/1.0 product/version
ST: search target
USN: advertisement UUID
```

(No body for a response to a request with method M-SEARCH, but note that the message must have a blank line following the last HTTP header.)

(No need to limit TTL for the IP packet in response to a search request.)

Listed below are details for the headers appearing in the listing above. All header values are case sensitive except where noted.

Headers

CACHE-CONTROL

Required. Must have max-age directive that specifies number of seconds the advertisement is valid. After this duration, control points should assume the device (or service) is no longer available. Should be greater than or equal to 1800 seconds (30 minutes), although exceptions are defined in the text above. Specified by UPnP vendor. Integer.

DATE

Recommended. When response was generated. "rfc1123-date" as defined in RFC 2616.

EXT

Required by HTTP Extension Framework. Confirms that the MAN header was understood. (Header only; no value.)

LOCATION

Required. Contains a URL to the UPnP description of the root device. Normally the host portion contains a literal IP address rather than a domain name in unmanaged networks. Specified by UPnP vendor. Single URL.

SERVER

Required. Concatenation of OS name, OS version, [UPnP/1.0](#), product name, and product version. Specified by UPnP vendor. String. Must accurately reflect the version number of the UPnP Device Architecture supported by the device. Control points must be prepared to accept a higher version number than the control point itself implements. For example, control points implementing UDA version 1.0 will be able to interoperate with devices implementing UDA version 1.1.

ST

Required. Search Target. Single URI. If ST header in request was,

[ssdp:all](#)

Respond $3+2d+k$ times for a root device with d embedded devices and s embedded services but only k distinct service types (see section 1.1.2 for a definition of each message to be sent). Value for ST header must be the same as for the NT header in NOTIFY messages with ssdp:alive. (See above.) Single URI.

[upnp:rootdevice](#)

Respond once for root device. Must be [upnp:rootdevice](#). Single URI.

uuid:[device-UUID](#)

Respond once for each matching device, root or embedded. Must be uuid:[device-UUID](#). Device UUID specified by UPnP vendor. Single URI.

urn:[schemas-upnp-org:device:deviceType:v](#)

Respond once for each matching device, root or embedded. Must be urn:[schemas-upnp-org:device:deviceType:v](#). Device type and version defined by UPnP Forum working committee. Should specify the version of the device type contained in the M-SEARCH request.

urn:[schemas-upnp-org:service:serviceType:v](#)

Respond once for each matching service type. Must be urn:[schemas-upnp-org:service:serviceType:v](#). Service type and version defined by UPnP Forum working committee. Should specify the version of the service type contained in the M-SEARCH request.

urn:[domain-name:device:deviceType:v](#)

Respond once for each matching device, root or embedded. Domain name, device type and version defined by UPnP vendor. Period characters in the domain name must be replaced with hyphens in accordance with RFC 2141. Should specify the version of the device type specified in the M-SEARCH request.

urn:[domain-name:service:serviceType:v](#)

Respond once for each matching service type. Domain name, service type and version defined by UPnP vendor. Period characters in the domain name must be replaced with hyphens in accordance with RFC 2141. Should specify the version of the service type contained in the M-SEARCH request.

USN

Required. Unique Service Name. (See list of required values for USN header in NOTIFY with ssdp:alive above.) Single URI.

If there is an error with the search request (such as an invalid value in the MAN header, a missing MX header, or other malformed content), the device should silently discard and ignore the search request; sending of error responses is not recommended due to the possibility of packet storms if many devices send an error response to the same request.

1.3 Discovery references

RFC 2141

URN Syntax. <<http://www.ietf.org/rfc/rfc2141.txt>>.

RFC 2616

HTTP: Hypertext Transfer Protocol 1.1. <<http://www.ietf.org/rfc/rfc2616.txt>>.

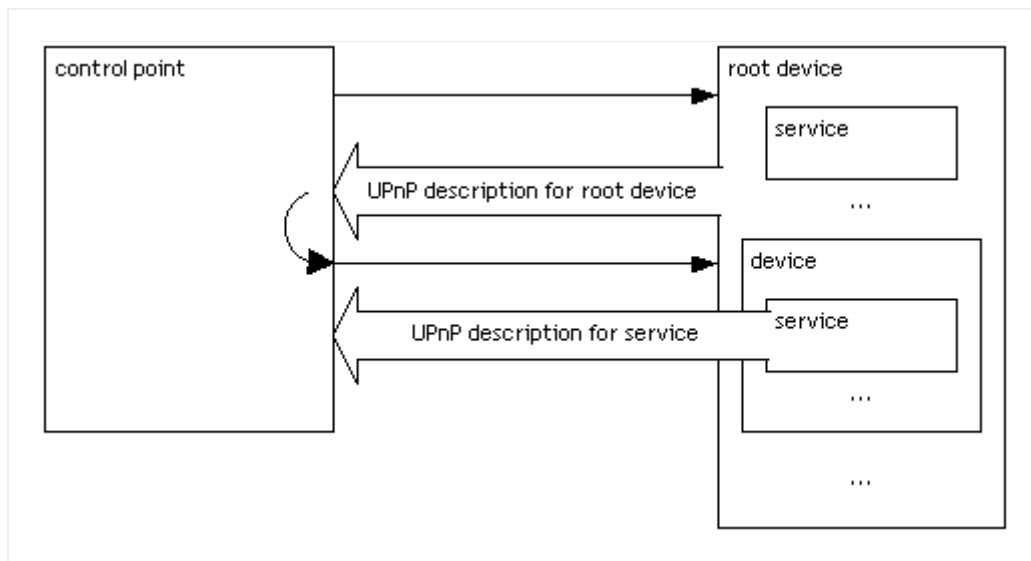
RFC 2774

HTTP Extension Framework. <<http://www.ietf.org/rfc/rfc2774.txt>>.

2. Description

Description is Step 2 in UPnP™ networking. Description comes after addressing (Step 0) where devices get a network address, and after discovery (Step 1) where control points find interesting device(s). Description enables control (Step 3) where control points send commands to device(s), eventing (Step 4) where control points listen to state changes in device(s), and presentation (Step 5) where control points display a user interface for device(s).

After a control point has discovered a device, the control point still knows very little about the device -- only the information that was in the discovery message, i.e., the device's (or service's) UPnP type, the device's universally-unique identifier, and a URL to the device's UPnP description. For the control point to learn more about the device and its capabilities, or to interact with the device, the control point must retrieve a description of the device and its capabilities from the URL provided by the device in the discovery message.



The UPnP description for a device is partitioned into two, logical parts: a *device description* describing the physical and logical containers, and *service descriptions* describing the capabilities exposed by the device. A UPnP device description includes vendor-specific, manufacturer information like the model name and number, serial number, manufacturer name, URLs to vendor-specific Web sites, etc. (details below). For each service included in the device, the device description lists the service type, name, a URL for a service description, a URL for control, and a URL for eventing. A device description also includes a description of all embedded devices and a URL for presentation of the aggregate. This section explains UPnP device descriptions, and the sections on Control, Eventing, and Presentation explain how URLs for control, eventing, and presentation are used, respectively.

Note that a single physical device may include multiple logical devices. Multiple logical devices can be modeled as a single root device with embedded devices (and services) or as multiple root devices (perhaps with no embedded devices). In the former case,

there is one UPnP device description for the root device, and that device description contains a description for all embedded devices. In the latter case, there are multiple UPnP device descriptions, one for each root device.

A UPnP device description is written by a UPnP vendor. The description is in XML syntax and is usually based on a standard UPnP Device Template. A UPnP Device Template is produced by a UPnP Forum working committee; they derive the template from the UPnP Template Language, which was derived from standard constructions in XML. This section explains the format for a UPnP device description, UPnP Device Templates, and the part of the UPnP Template Language that covers devices.

A UPnP service description includes a list of commands, or *actions*, the service responds to, and parameters, or *arguments*, for each action. A service description also includes a list of variables. These variables model the state of the service at run time, and are described in terms of their data type, range, and event characteristics. This section explains the description of actions, arguments, state variables, and the properties of those variables. The section on Eventing explains event characteristics.

Like a UPnP device description, a UPnP service description is written by a UPnP vendor. The description is in XML syntax and is usually based on a standard UPnP Service Template. A UPnP Service Template is produced by a UPnP Forum working committee; they derived the template from the UPnP Template Language, augmenting it with human language where necessary. The UPnP Template Language is derived from standard constructions in XML. This section explains the format for a UPnP service description, UPnP Service Templates, typical augmentations in human language, and the part of the UPnP Template Language that covers services.

UPnP vendors can differentiate their devices by extending services, including additional UPnP services, or embedding additional devices. When a control point retrieves a particular device's description, these added features are exposed to the control point for control and eventing. The device and service descriptions authoritatively document the implementation of the device.

Retrieving a UPnP device description is simple: the control point issues an HTTP GET request on the URL in the discovery message, and the device returns the device description. Retrieving a UPnP service description is a similar process that uses a URL within the device description. The protocol stack, method, headers, and body for the response and request are explained in detail below.

As long as the discovery advertisements from a device have not expired, a control point may assume that the device and its services are available. The device and service descriptions may be retrieved at any point since the device and service descriptions are static as long as the device and its services are available. If a device cancels its advertisements or if the advertisements expire, a control point should assume the device and its services are no longer available. If a device needs to change one of these descriptions, it must cancel its outstanding advertisements and re-advertise. Consequently, control points should not assume that device and service descriptions are unchanged if a device re-appears on the network.

Like discovery, description plays an important role in the interoperability of devices and control points using different versions of UPnP networking. As explained in the section on Discovery, the UPnP Device Architecture is versioned with both a major and a

minor version. The major version and minor version are separate integer numbers; they are not to be interpreted or compared as though they were a single decimal number, even though they may appear as such in print. Advances in minor versions must be a compatible superset of earlier minor versions of the same major version. Advances in major version are not required to be supersets of earlier versions and are not guaranteed to be backward compatible. Version information is communicated in description messages as a backup to the information communicated in discovery messages. This section explains the format of version information in description messages.

Device and service types standardized by UPnP Forum working committees or created by vendors have an integer version. Every later version of a device or service must be a fully backwardly compatible superset of the previous version, i.e., compared to earlier versions of the device, it must include all embedded devices and services of the same or later version. The UPnP device or service type remains the same across all versions of a device whereas the device or service version must be larger for later versions. Versions of device and service templates may have non-integer versions (such as “0.9”) during development in the working committee, but this must become an integer upon standardization. Devices and services may have a version number greater than the major version number of the architecture they are designed for (e.g., “Power:2” may be designed to work on UDA version 1.0); there is no direct correlation between the version of a device or service template and the architecture version with which it is designed to work. If a non-backward-compatible version of a device or service is defined, it must have a different device or service name to indicate that it is not backwardly compatible (and version numbers of the new type should restart at 1).

UPnP device and service types are “building blocks” that may be assembled in various combinations. Both standard and vendor-defined device types may be embedded in standard device types. Both standard and vendor-defined device types may be embedded in vendor-defined device types. Likewise, both standard and vendor-defined service types may be embedded in both standard and vendor-defined device types. A control point that is capable of operating with a particular device or service type should recognize that device or service type even when it is embedded within another device type (standard or vendor-defined) that it does not recognize. For example, if a standard service type “Print:1” is defined, and a standard device type “Printer:1” is defined that contains the “Print:1” service, a control point that wishes to use the “Print:1” service should find and use it whether the service is embedded within a “urn:schemas-upnp-org:device:Printer:1” device or embedded within a vendor-defined “urn:acme-com:device:Printer:1” or “urn:acme-com:device:AcmeMultifunctionPrinter:1” device.

The remainder of this section first explains how devices are described, explaining details of vendor-specific information, embedded devices, and URLs for control, eventing, and presentation. Second, it explains UPnP Device Templates. Third, it explains how services are described, explaining details of actions, arguments, state variables, and properties of those variables. Then it explains UPnP Service Templates, and the UPnP Template Language. Finally, this section explains in detail how a control point retrieves device and service descriptions from a device.

2.1 Description: Device description

The UPnP description for a device contains several pieces of vendor-specific information, definitions of all embedded devices, URL for presentation of the device, and listings for all services, including URLs for control and eventing. In addition to defining

non-standard devices (which may contain both vendor-defined and standard embedded devices and services), UPnP vendors may add embedded devices and services to standard devices. To illustrate these, below is a listing with placeholders (in *italics*) for actual elements and values. Some of these placeholders would be specified by a UPnP Forum working committee (colored *red*) or by a UPnP vendor (*purple*). For a non-standard device, all of these placeholders would be specified by a UPnP vendor. (Elements defined by the UPnP Device Architecture are colored *green* for later reference.) Immediately following the listing is a detailed explanation of the elements, attributes, and values.

```
<?xml version="1.0"?>
<root xmlns="urn:schemas-upnp-org:device-1-0">
  <specVersion>
    <major>1</major>
    <minor>0</minor>
  </specVersion>
  <URLBase>base URL for all relative URLs</URLBase>
  <device>
    <deviceType>urn:schemas-upnp-org:device:deviceType:v</deviceType>
    <friendlyName>short user-friendly title</friendlyName>
    <manufacturer>manufacturer name</manufacturer>
    <manufacturerURL>URL to manufacturer site</manufacturerURL>
    <modelDescription>long user-friendly title</modelDescription>
    <modelName>model name</modelName>
    <modelNumber>model number</modelNumber>
    <modelURL>URL to model site</modelURL>
    <serialNumber>manufacturer's serial number</serialNumber>
    <UDN>uuid:UUID</UDN>
    <UPC>Universal Product Code</UPC>
    <iconList>
      <icon>
        <mimetype>image/format</mimetype>
        <width>horizontal pixels</width>
        <height>vertical pixels</height>
        <depth>color depth</depth>
        <url>URL to icon</url>
      </icon>
      XML to declare other icons, if any, go here
    </iconList>
    <serviceList>
      <service>
        <serviceType>urn:schemas-upnp-org:service:serviceType:v</serviceType>
        <serviceId>urn:upnp-org:serviceId:serviceID</serviceId>
        <SCPURL>URL to service description</SCPURL>
        <controlURL>URL for control</controlURL>
        <eventSubURL>URL for eventing</eventSubURL>
      </service>
      Declarations for other services defined by a UPnP Forum working committee (if any)
      go here
      Declarations for other services added by UPnP vendor (if any) go here
    </serviceList>
    <deviceList>
      Description of embedded devices defined by a UPnP Forum working committee (if any)
      go here
      Description of embedded devices added by UPnP vendor (if any) go here
    </deviceList>
    <presentationURL>URL for presentation</presentationURL>
  </device>
</root>
```

Listed below are details for each of the elements, attributes, and values appearing in the listing above. All elements and attributes are case sensitive; HTTP specifies case sensitivity for URLs; other values are not case sensitive except where noted. The order of elements is insignificant. Except where noted: required elements must occur exactly once (no duplicates), and

recommended or optional elements may occur at most once. Note that some implementations may strictly enforce the length limits for various elements noted below, and therefore working committees are advised to heed all limits specified.

xml

Required for all XML documents. Case sensitive.

root

Required. Must have urn:[schemas-upnp-org:device-1-0](#) as the value for the xmlns attribute; this references the UPnP Template Language (described below). Case sensitive. Contains all other elements describing the root device, i.e., contains the following sub elements:

specVersion

Required. Contains the following sub elements:

major

Required. Major version of the UPnP Device Architecture. Must be 1.

minor

Required. Minor version of the UPnP Device Architecture. Must be 0 in devices that implement UDA version 1.0. Must accurately reflect the version number of the UPnP Device Architecture supported by the device. Control points must be prepared to accept a higher version number than the control point itself implements.

URLBase

Optional. Defines the base URL. Used to construct fully-qualified URLs. All relative URLs that appear elsewhere in the description are combined with this base URL according to the rules in RFC 2396. If URLBase is empty or not given, the base URL is the URL from which the device description was retrieved (which is the preferred implementation; use of URLBase is no longer recommended). Specified by UPnP vendor. Single URL.

device

Required. Contains the following sub elements:

deviceType

REQUIRED. UPnP device type. Single URI.

- For standard devices defined by a UPnP Forum working committee, MUST begin with "urn:[schemas-upnp-org:device:](#)" followed by the standardized device type suffix, a colon, and an integer device version i.e. urn:[schemas-upnp-org:device:deviceType:ver](#). The highest supported version of the device type MUST be specified.
- For non-standard devices specified by UPnP vendors, MUST begin with "urn:", followed by a Vendor Domain Name, followed by ":", [device:](#)", followed by a device type suffix, colon, and an integer version, i.e., "urn:[domain-name:device:deviceType:ver](#)". Period characters in the Vendor Domain Name MUST be replaced with hyphens in accordance with RFC 2141. The highest supported version of the device type MUST be specified.

The device type suffix defined by a UPnP Forum working committee or specified by a UPnP vendor MUST be <= 64 chars, not counting the version suffix and separating colon.

friendlyName

Required. Short description for end user. Should be localized (cf. ACCEPT-LANGUAGE and CONTENT-LANGUAGE headers). Specified by UPnP vendor. String. Should be < 64 characters.

manufacturer

Required. Manufacturer's name. May be localized (cf. ACCEPT-LANGUAGE and CONTENT-LANGUAGE headers). Specified by UPnP vendor. String. Should be < 64 characters.

manufacturerURL

Optional. Web site for Manufacturer. May be localized (cf. ACCEPT-LANGUAGE and CONTENT-LANGUAGE headers). May be relative to base URL. Specified by UPnP vendor. Single URL.

modelDescription

Recommended. Long description for end user. Should be localized (cf. ACCEPT-LANGUAGE and CONTENT-LANGUAGE headers). Specified by UPnP vendor. String. Should be < 128 characters.

modelName

Required. Model name. May be localized (cf. ACCEPT-LANGUAGE and CONTENT-LANGUAGE headers). Specified by UPnP vendor. String. Should be < 32 characters.

modelNumber

Recommended. Model number. May be localized (cf. ACCEPT-LANGUAGE and CONTENT-LANGUAGE headers). Specified by UPnP vendor. String. Should be < 32 characters.

modelURL

Optional. Web site for model. May be localized (cf. ACCEPT-LANGUAGE and CONTENT-LANGUAGE headers). May be relative to base URL. Specified by UPnP vendor. Single URL.

serialNumber

Recommended. Serial number. May be localized (cf. ACCEPT-LANGUAGE and CONTENT-LANGUAGE headers). Specified by UPnP vendor. String. Should be < 64 characters.

UDN

Required. Unique Device Name. Universally-unique identifier for the device, whether root or embedded. Must be the same over time for a specific device instance (i.e., must survive reboots). Must match the value of the

NT header in device discovery messages. Must match the prefix of the USN header in all discovery messages. (The section on Discovery explains the NT and USN headers.) Must begin with uuid: followed by a UUID suffix specified by a UPnP vendor. Single URI.

UPC

Optional. Universal Product Code. 12-digit, all-numeric code that identifies the consumer package. Managed by the Uniform Code Council. Specified by UPnP vendor. Single UPC.

iconList

Required if and only if device has one or more icons. Specified by UPnP vendor. Contains the following sub elements:

icon

Recommended. Icon to depict device in a control point UI. May be localized (cf. ACCEPT-LANGUAGE and CONTENT-LANGUAGE headers). Icon sizes to support are vendor-specific. Contains the following sub elements:

mimetype

Required. Icon's MIME type (cf. RFC 2045, 2046, and 2387). Single MIME image type. At least one icon should be of type "image/png" (Portable Network Graphics, see IETF RFC 2083).

width

Required. Horizontal dimension of icon in pixels. Integer.

height

Required. Vertical dimension of icon in pixels. Integer.

depth

Required. Number of color bits per pixel. Integer.

url

Required. Pointer to icon image. (XML does not support direct embedding of binary data. See note below.) Retrieved via HTTP. May be relative to base URL. Specified by UPnP vendor. Single URL.

serviceList

Optional. Contains the following sub elements:

service

Optional. Repeated once for each service defined by a UPnP Forum working committee. If UPnP vendor differentiates device by adding additional, standard UPnP services, repeated once for additional service. Contains the following sub elements:

serviceType

Required. UPnP service type. MUST NOT contain a hash character (#, 23 Hex in UTF-8). Single URI.

- For standard service types defined by a UPnP Forum working committee, MUST begin with "urn:[schemas-upnp-org:service:](#)" followed by the standardized service type suffix, colon, and an integer service version i.e. urn:[schemas-upnp-org:device:serviceType:ver](#). The highest supported version of the service type MUST be specified.
- For non-standard service types specified by UPnP vendors, MUST begin with "urn:", followed by a Vendor Domain Name, followed by ":", [service:](#)", followed by a service type suffix, colon, and an integer service version, i.e., "urn:[domain-name:service:serviceType:ver](#)". Period characters in the Vendor Domain Name MUST be replaced with hyphens in accordance with RFC 2141. The highest supported version of the service type MUST be specified.

The service type suffix defined by a UPnP Forum working committee or specified by a UPnP vendor MUST be <= 64 characters, not counting the version suffix and separating colon.

serviceId

REQUIRED. Service identifier. MUST be unique within this device description. Single URI.

- For standard services defined by a UPnP Forum working committee, MUST begin with "urn:[upnp-org:serviceId:](#)" followed by a service ID suffix i.e. urn:[upnp-org:serviceId:serviceID](#). If this instance of the specified service type (i.e. the [<serviceType>](#) element above) corresponds to one of the services defined by the specified device type (i.e. the [<deviceType>](#) element above), then the value of the service ID suffix MUST be the service ID defined by the device type for this instance of the service. Otherwise, the value of the service ID suffix is vendor defined. (Note that [upnp-org](#) is used instead of [schemas-upnp-org](#) in this case because an XML schema is not defined for each service ID.)
- For non-standard services specified by UPnP vendors, MUST begin with "urn:", followed by a Vendor Domain Name, followed by ":", [serviceId:](#)", followed by a service ID suffix, i.e., "urn:[domain-name:serviceId:serviceID](#)". If this instance of the specified service type (i.e. the [<serviceType>](#) element above) corresponds to one of the services defined by the specified device type (i.e. the [<deviceType>](#) element above), then the value of the service ID suffix MUST be the service ID defined by the device type for this instance of the service. Period characters in the Vendor Domain Name MUST be replaced with hyphens in accordance with RFC 2141.

The service ID suffix defined by a UPnP Forum working committee or specified by a UPnP vendor must be <= 64 characters

SCPDURL

controlURL Required. URL for service description (see Service Control Protocol Definition URL). (cf. section below on service description.) May be relative to base URL. Specified by UPnP vendor. Single URL.

eventSubURL Required. URL for control (cf. section on Control). May be relative to base URL. Specified by UPnP vendor. Single URL.

eventSubURL Required. URL for eventing (cf. section on Eventing). May be relative to base URL. Must be unique within the device; no two services may have the same URL for eventing. If the service has no evented variables, it should not have eventing (cf. section on Eventing); if the service does not have eventing, this element must be present but should be empty, i.e., `<eventSubURL></eventSubURL>`. Specified by UPnP vendor. Single URL.

deviceList Required if and only if root device has embedded devices. Contains the following sub elements:

device Required. Repeat once for each embedded device defined by a UPnP Forum working committee. If UPnP vendor differentiates device by embedding additional UPnP devices, repeat once for each embedded device. Contains sub elements as defined above for root sub element device.

presentationURL Recommended. URL to presentation for device (cf. section on Presentation). May be relative to base URL. Specified by UPnP vendor. Single URL.

Control points SHOULD recognize and interoperate with services using serviceId values other than the value defined by the device type. If multiple instances of a service exist, control points SHOULD by default (unless directed otherwise by user action) use the service instance associated with the serviceId value defined by the device type. If none of the instances of the service have the serviceId value defined by the device type, the control point may use any service instance. When only one instance of the service exists, control points SHOULD use that instance even if the serviceId value does not match that defined by the device type.

For future extensibility, when processing XML like the listing above, devices and control points must ignore: (a) any unknown elements and their sub elements or content, and (b) any unknown attributes and their values.

Control points and devices shall ignore any XML comments or XML processing instructions embedded in UPnP device and service descriptions that they do not understand.

UPnP device descriptions shall be encoded using UTF-8.

When the value of any text element or attribute contains one or more characters reserved as markup (such as ampersand (“&”) or less than (“<”)), the text must be escaped in accordance with the provisions of section 2.4 of the XML specification and each such character replaced with the equivalent numeric representation or string (such as “&” or “<”). Such characters appearing in URLs may also be escaped in accordance with the URL escaping rules specified in Section 2.4 of RFC 2396.

XML does not support directly embedding binary data, e.g., icons in UPnP device descriptions. Binary data may be converted into text (and thereby embedded into XML) using an XML data type of either bin.base64 (a MIME-style base 64 encoding for binary data) or bin.hex (hexadecimal digits represent octets). Alternatively, the data can be passed indirectly, as it were, by embedding a URL in the XML and transferring the data in response to a separate HTTP request; the icon(s) in UPnP device descriptions are transferred in this latter manner.

If any icons are included, at least one should be in the Portable Network Graphics (PNG) format defined in RFC 2083, indicated by the MIME type “image/png”, and not use progressive encoding. No specific icon sizes are recommended due to the wide variety preferred by various control points; control point vendors are encouraged to publish implementation guidelines.

Note that in version 1.0 of the UPnP Device Architecture, the `serviceList` element was Required, and it was required to contain at least one `service` element. These requirements were subsequently rescinded to accommodate the Gateway and Basic device types. If the device has no services, the `serviceList` element may be omitted entirely, or it may be present but contain no `service` elements.

2.2 Description: UPnP Device Template

The listing above also illustrates the relationship between a UPnP device description and a UPnP Device Template. As explained above, the UPnP device description is written by a UPnP vendor, in XML, following a UPnP Device Template. A UPnP Device Template is produced by a UPnP Forum working committee as a means to standardize devices.

By appropriate specification of placeholders, the listing above can be either a UPnP Device Template or a UPnP device description. Recall that some placeholders would be defined by a UPnP Forum working committee (colored *red*), i.e., the UPnP device type identifier, required UPnP services, and required UPnP embedded devices (if any). If these were defined, the listing would be a UPnP Device Template, codifying the standard for this type of device. UPnP Device Templates are one of the key deliverables from UPnP Forum working committees.

Taking this another step further, the remaining placeholders in the listing above would be specified by a UPnP vendor (colored *purple*), i.e., vendor-specific information. If these placeholders were specified (as well as the others), the listing would be a UPnP device description, suitable to be delivered to a control point to enable control, eventing, and presentation.

Put another way, the UPnP Device Template defines the overall type of device, and each UPnP device description instantiates that template with vendor-specific information. The first is created by a UPnP Forum working committee; the latter, by a UPnP vendor.

2.3 Description: Service description

The UPnP description for a service defines actions and their arguments, and state variables and their data type, range, and event characteristics.

Each service may have zero or more actions. Each action may have zero or more arguments. Any combination of these arguments may be input or output parameters. If an action has one or more output arguments, one these arguments may be marked as a return value. Each argument should correspond to a state variable. This direct-manipulation programming model reinforces simplicity.

Each service must have one or more state variables.

In addition to defining non-standard services, UPnP vendors may add actions and services to standard devices, and may embed standard services and devices in non-standard devices.

To illustrate these points, below is a listing with placeholders (in *italics*) for actual elements and values. For a standard UPnP service, some of these placeholders would be defined by a UPnP Forum working committee (colored *red*) or specified by a UPnP vendor (*purple*). For a non-standard service, all of these placeholders would be specified by a UPnP vendor. (Elements defined by the UPnP Device Architecture are colored *green* for later reference.) Immediately following the listing is a detailed explanation of the elements, attributes, and values.

```
<?xml version="1.0"?>
<scpd xmlns="urn:schemas-upnp-org:service-1-0">
  <specVersion>
    <major>1</major>
    <minor>0</minor>
  </specVersion>
  <actionList>
    <action>
      <name>actionName</name>
      <argumentList>
        <argument>
          <name>formalParameterName</name>
          <direction>in xor out</direction>
          <retval />
          <relatedStateVariable>stateVariableName</relatedStateVariable>
        </argument>
        <Declarations for other arguments defined by UPnP Forum working committee (if any)
          go here
        </argumentList>
      </action>
      <Declarations for other actions defined by UPnP Forum working committee (if any)
        go here
      <Declarations for other actions added by UPnP vendor (if any) go here
    </actionList>
    <serviceStateTable>
      <stateVariable sendEvents="yes">
        <name>variableName</name>
        <dataType>variable data type</dataType>
        <defaultValue>default value</defaultValue>
        <allowedValueList>
          <allowedValue>enumerated value</allowedValue>
          <Other allowed values defined by UPnP Forum working committee (if any) go here
        </allowedValueList>
      </stateVariable>
      <stateVariable sendEvents="yes">
        <name>variableName</name>
        <dataType>variable data type</dataType>
        <defaultValue>default value</defaultValue>
        <allowedValueRange>
          <minimum>minimum value</minimum>
          <maximum>maximum value</maximum>
          <step>increment value</step>
        </allowedValueRange>
      </stateVariable>
      <Declarations for other state variables defined by UPnP Forum working committee
        (if any) go here
      <Declarations for other state variables added by UPnP vendor (if any) go here
    </serviceStateTable>
  </scpd>
```

Listed below are details for each of the elements, attributes, and values appearing in the listing above. All elements and attributes (including action, argument, and state variable names) are case sensitive; values are not case sensitive except where noted. Except where noted, the order of elements is insignificant. Except where noted, required elements must occur exactly once (no duplicates), and recommended or optional elements may occur at most once.

xml

Required for all XML documents. Case sensitive.

scpd

Required. Must have urn:[schemas-upnp-org:service-1-0](#) as the value for the xmlns attribute; this references the UPnP Template Language (explained below). Case sensitive. Contains all other elements describing the service, i.e., contains the following sub elements:

specVersion

Required. Contains the following sub elements:

major

Required. Major version of the UPnP Device Architecture. Must be 1.

minor

Required. Minor version of the UPnP Device Architecture. Must be 0 in devices that implement UDA version 1.0. Must accurately reflect the version number of the UPnP Device Architecture supported by the device. Control points must be prepared to accept a higher version number than the control point itself implements.

actionList

Required if and only if the service has actions. (Each service may have ≥ 0 actions.) Contains the following sub element(s):

action

Required. Repeat once for each action defined by a UPnP Forum working committee. If UPnP vendor differentiates service by adding additional actions, repeat once for each additional action. Contains the following sub elements:

name

Required. Name of action. Must not contain a hyphen character (-, 2D Hex in UTF-8) nor a hash character (#, 23 Hex in UTF-8). Case sensitive. First character must be a USASCII letter (A-Z, a-z), USASCII digit (0-9), an underscore ("_"), or a non-experimental Unicode letter or digit greater than U+007F. Succeeding characters must be a USASCII letter (A-Z, a-z), USASCII digit (0-9), an underscore ("_"), a period ("."), a Unicode combiningchar, an extender, or a non-experimental Unicode letter or digit greater than U+007F. The first three letters must not be "XML" in any combination of case.

- For standard actions defined by a UPnP Forum working committee, must not begin with [X_](#) nor [A_](#).
- For non-standard actions specified by a UPnP vendor and added to a standard service, must begin with [X_](#).

String. Should be < 32 characters.

argumentList

Required if and only if parameters are defined for action. (Each action may have ≥ 0 parameters.) Contains the following sub element(s):

argument

Required. Repeat once for each parameter. Contains the following sub elements:

name

Required. Name of formal parameter. Should be name of a state variable that models an effect the action causes. Must not contain a hyphen character (-, 2D Hex in UTF-8). First character must be a USASCII letter (A-Z, a-z), USASCII digit (0-9), an underscore ("_"), or a non-experimental Unicode letter or digit greater than U+007F. Succeeding characters must be a USASCII letter (A-Z, a-z), USASCII digit (0-9), an underscore ("_"), a period ("."), a Unicode combiningchar, an extender, or a non-experimental Unicode letter or digit greater than U+007F. The first three letters must not be "XML" in any combination of case. String. Case sensitive. Should be < 32 characters.

direction

Required. Whether argument is an input or output parameter. Must be in xor out. Any in arguments must be listed before any out arguments.

retval

Optional. Identifies at most one out argument as the return value. If included, must be the first out argument. (Element only; no value.)

relatedStateVariable

Required. Must be the name of a state variable. Case Sensitive. Defines the type of the argument; see further explanation below.

serviceStateTable

Required. (Each service must have > 0 state variables.) Contains the following sub element(s):

stateVariable

Required. Repeat once for each state variable defined by a UPnP Forum working committee. If UPnP vendor differentiates service by adding additional state variables, repeat once for each additional variable. sendEvents attribute defines whether event messages will be generated when the value of this state variable changes; non-evented state variables have `sendEvents="no"`; default is `sendEvents="yes"`. Contains the following sub elements:

name

Required. Name of state variable. Must not contain a hyphen character (-, 2D Hex in UTF-8). First character must be a USASCII letter (A-Z, a-z), USASCII digit (0-9), an underscore ("_"), or a non-experimental Unicode letter or digit greater than U+007F. Succeeding characters must be a USASCII letter (A-Z, a-z), USASCII digit (0-9), an underscore ("_"), a period ("."), a Unicode combiningchar, an extender, or a non-experimental Unicode letter or digit greater than U+007F. The first three letters must not be "XML" in any combination of case. Case sensitive.

- For standard variables defined by a UPnP Forum working committee, must not begin with X nor A.
- For non-standard variables specified by a UPnP vendor and added to a standard service, must begin with X.

String. Should be < 32 characters.

dataType

Required. Same as data types defined by XML Schema, Part 2: Datatypes. Defined by a UPnP Forum working committee for standard state variables; specified by UPnP vendor for extensions. Must be one of the following values:

ui1

Unsigned 1 Byte int. Same format as int without leading sign.

ui2

Unsigned 2 Byte int. Same format as int without leading sign.

ui4

Unsigned 4 Byte int. Same format as int without leading sign.

i1

1 Byte int. Same format as int.

i2

2 Byte int. Same format as int.

i4

4 Byte int. Same format as int. Must be between -2147483648 and 2147483647.

int

Fixed point, integer number. May have leading sign. May have leading zeros. (No currency symbol.) (No grouping of digits to the left of the decimal, e.g., no commas.)

r4

4 Byte float. Same format as float. Must be between 3.40282347E+38 to 1.17549435E-38.

r8

8 Byte float. Same format as float. Must be between -1.79769313486232E308 and -4.94065645841247E-324 for negative values, and between 4.94065645841247E-324 and 1.79769313486232E308 for positive values, i.e., IEEE 64-bit (8-Byte) double.

number

Same as r8.

fixed.14.4

Same as r8 but no more than 14 digits to the left of the decimal point and no more than 4 to the right.

float

Floating point number. Mantissa (left of the decimal) and/or exponent may have a leading sign. Mantissa and/or exponent may have leading zeros. Decimal

character in mantissa is a period, i.e., whole digits in mantissa separated from fractional digits by period. Mantissa separated from exponent by E. (No currency symbol.) (No grouping of digits in the mantissa, e.g., no commas.)

char
Unicode string. One character long.

string
Unicode string. No limit on length.

date
Date in a subset of ISO 8601 format without time data.

dateTime
Date in ISO 8601 format with optional time but no time zone.

dateTime.tz
Date in ISO 8601 format with optional time and optional time zone.

time
Time in a subset of ISO 8601 format with no date and no time zone.

time.tz
Time in a subset of ISO 8601 format with optional time zone but no date.

boolean
"0" for false or "1" for true. The values "true", "yes", "false", or "no" may also be used but are not recommended.

bin.base64
MIME-style Base64 encoded binary BLOB. Takes 3 Bytes, splits them into 4 parts, and maps each 6 bit piece to an octet. (3 octets are encoded as 4.) No limit on size.

bin.hex
Hexadecimal digits representing octets. Treats each nibble as a hex digit and encodes as a separate Byte. (1 octet is encoded as 2.) No limit on size.

uri
Universal Resource Identifier.

uuid
Universally Unique ID. Hexadecimal digits representing octets. Optional embedded hyphens are ignored.

defaultValue
Recommended. Expected, initial value. Defined by a UPnP Forum working committee or delegated to UPnP vendor. Must match data type. Must satisfy allowedValueList or allowedValueRange constraints.

allowedValueList
Recommended. Enumerates legal string values. Prohibited for data types other than string. At most one of allowedValueRange and allowedValueList may be specified. Sub elements are ordered (e.g., see NEXT_STRING_BOUNDED). Contains the following sub elements:
allowedValue
 Required. A legal value for a string variable. Defined by a UPnP Forum working committee for standard state variables; specified by UPnP vendor for extensions. string. Must be < 32 characters.

allowedValueRange
 Recommended. Defines bounds for legal numeric values; defines resolution for numeric values. Defined only for numeric data types. At most one of allowedValueRange and allowedValueList may be specified. Contains the following sub elements:
minimum
 Required. Inclusive lower bound. Defined by a UPnP Forum working committee or delegated to UPnP vendor. Single numeric value.
maximum
 Required. Inclusive upper bound. Defined by a UPnP Forum working committee or delegated to UPnP vendor. Single numeric value.
step
 Recommended. Size of an increment operation, i.e., value of *s* in the operation $v = v + s$. Defined by a UPnP Forum working committee or delegated to UPnP vendor. Single numeric value.

The **relatedStateVariable** element of an **argument** definition must be the name of a state variable defined in the same service description. **relatedStateVariable** defines the *type* of the argument; there is not necessarily any semantic relationship between an argument and the **relatedStateVariable** used to define its type. **relatedStateVariable** must specify the name of a **stateVariable** in the **serviceStateTable** which has the same **dataType**, **allowedValueList**, and **allowedValueRange** as the argument. If no **stateVariable** exists with an appropriate definition, the working committee (or vendor) must define an additional

state variable for that purpose; state variables which are defined solely for the purpose of describing the type of an argument should have a name that includes the prefix "A_ARG_TYPE_".

The `allowedValueList` and `allowedValueRange` elements may be used to indicate optional device capabilities. Working committees may require all values in the list or range to be supported by all vendors (no options), require a minimum subset with additional values being optional, or allow vendors to entirely decide which portions of the list or range to support. Vendors may add additional, vendor-specific values to the `allowedValueList` by using the "X_" prefix on the vendor-defined `allowedValues`, if permitted by working committees. However, it should be noted that greater flexibility in optional capabilities reduces the number of values that control points can depend on to be present, with corresponding impacts on interoperability. If device capabilities are expected to change during device operation, working committees should define separate actions to detect device capabilities rather than embedding capabilities information in the service description, because the latter requires cancellation of advertisements and readvertisement each time the service description document is changed. If the service description is used to convey capabilities information, the device must omit from the service description any optional elements (actions, `allowedValues`, etc.) that are not implemented.

For future extensibility, when processing XML like the listing above, devices and control points must ignore: (a) any unknown elements and their sub elements or content, and (b) any unknown attributes and their values.

Control points and devices shall ignore any XML comments or XML processing instructions embedded in UPnP device and service descriptions that they do not understand.

UPnP service descriptions shall be encoded using UTF-8.

When the value of any text element or attribute contains one or more characters reserved as markup (such as ampersand ("&") or less than ("<")), the text must be escaped in accordance with the provisions of section 2.4 of the XML specification and each such character replaced with the equivalent numeric representation or string (such as "&" or "<"). Such characters appearing in URLs may also be escaped in accordance with the URL escaping rules specified in Section 2.4 of RFC 2396. Note that it is logically possible for a service to have no actions but have state variables and eventing; though unlikely, such a service would be an autonomous information source. However, a service with no state variables is prohibited.

Unlike device descriptions, service descriptions and associated values should not use locale-specific values; this includes service descriptions, values of action arguments, and values of state variables. Instead, most action arguments and state variables should use values that are expressed in a locale-independent manner; applications should convert and/or format the information from a standard form into the correct language and/or format for the locale. For example, dates are represented in a locale-independent format (ISO 8601), and integers are represented without locale-specific formatting (e.g., no currency symbol, no grouping of digits). String values should be represented in either a standard 'locale' or in a locale-independent manner. Variables with an `allowedValueList` should use token values in the language of UPnP standards and not reflect strings intended to be displayed in a localized user interface.

However, there may be some cases where an action's behavior is locale-dependent. In this case, an argument should be defined to indicate the locale, perhaps using the same encoding as the ACCEPT-LANGUAGE and CONTENT-LANGUAGE headers (RFC 1766). If there are multiple locale-dependent actions, the service may include an action to set a state variable to indicate the locale and eliminate the need to pass a locale identifier separately to each action.

Services standardized by UPnP Forum working committees have an integer version. Every later version of a service must be a superset of the previous version, i.e., it must include all actions and state variables exactly as they are defined by earlier versions of the service. The UPnP service type remains the same across all versions of a service whereas the service version must be larger for later versions. Versions of device and service templates may have non-integer versions (such as "0.9") during development in the working committee, but this must become an integer upon standardization. Devices and services may have a version number greater than the major version number of the architecture they are designed for (e.g., "Power:2" may be designed to work on UDA version 1.0).

2.4 Description: UPnP Service Template

The listing above also illustrates the relationship between a UPnP service description and a UPnP Service Template. As explained above, the UPnP description for a service is written by a UPnP vendor, in XML, following a UPnP Service Template. A UPnP Service Template is produced by a UPnP Forum working committee as a means to standardize devices.

By appropriate specification of placeholders, the listing above can be either a UPnP Service Template or a UPnP service description. Recall that some placeholders would be defined by a UPnP Forum working committee (colored *red*), i.e., actions and their parameters, and states and their data type, range, and event characteristics. If these were specified, the listing above would be a UPnP Service Template, codifying the standard for this type of service. Along with UPnP Device Templates (cf. section on Description), UPnP Service Templates are one of the key deliverables from UPnP Forum working committees.

Taking this another step further, the remaining placeholders in the listing above would be specified by a UPnP vendor (colored *purple*), i.e., additional, vendor-specified actions and state variables. If these placeholders were specified (as well as the others), the listing would be a UPnP service description, suitable for effective control of the service within a device.

Put another way, the UPnP Service Template defines the overall type of service, and each UPnP service description instantiates that template with vendor-specific additions. The first is created by a UPnP Forum working committee; the latter, by a UPnP vendor.

2.5 Description: Non-standard vendor extensions

As explained above, UPnP vendors may differentiate their devices and extend a standard device by including additional services and embedded devices. Similarly, UPnP vendors may extend a standard service by including additional actions or state variables. Naming conventions for each of these are listed in the table below and explained in detail above.

Type of extension	Standard	Non-Standard
-------------------	----------	--------------

device type	urn: schemas-upnp-org:device:deviceType:v	urn:domain-name: device:deviceType:v
service type	urn: schemas-upnp-org:service:serviceType:v	urn:domain-name: service:serviceType:v
service ID	urn: upnp-org:serviceId:serviceID	urn:domain-name: serviceId:serviceID
action name	Does not begin with X_ or A_ .	Begins with X_ .
state variable name	Does not begin with X_ or A_ (except A_ARG_TYPE).	Begins with X_ .
XML elements in device or service description	Defined by the UPnP Template Language.	Arbitrary XML scoped by an XML namespace and nested within an element that begins with X_ .
XML attributes in device or service description	Defined by the UPnP Template Language.	Arbitrary attributes scoped by an XML namespace and begin with X_ .

As the last two rows of the table above indicate, UPnP vendors may also add non-standard XML to a device or service description. Each addition must be scoped by a vendor-supplied XML namespace. Arbitrary XML must be enclosed in an element that begins with [X_](#), and this element must be a sub element of a standard element that contains sub elements. Non-standard attributes may be added to standard elements provided these attributes are scoped by an XML namespace and begin with [X_](#).

To illustrate this, below are listings with placeholders (in *italics*) for actual elements and values. Some of these placeholders would be specified by a UPnP vendor (*purple*) and some are defined by the UPnP Device Architecture (*green*).

```
<RootStandardElement xmlns="urn:schemas-upnp-org:device-1-0"
  xmlns:n="domain-name: schema-name">
  other XML
  <AnyStandardElement n:X_VendorAttribute="arbitrary string value">
    other XML
  </AnyStandardElement>
  other XML
</RootStandardElement>
```

RootStandardElement

Required. A standard root element. xmlns attribute defines namespaces, in this case, a standard UPnP namespace and a non-standard namespace with the prefix *n*.

- For device descriptions, must be [root](#).
- For service descriptions, must be [scpd](#).

AnyStandardElement

Required. Any standard element, root or otherwise, content of text or element only. Must already be included as part of the standard device or service description. [X_VendorAttribute](#) must begin with [X_](#). (Prefix [A_](#) is reserved.) May have an arbitrary string value.

```
<EltOnlyStandardElement n:X_VendorAttribute="vendor value">
  <n:X_VendorElement xmlns:n="domain-name: schema-name">
    arbitrary XML
  </n:X_VendorElement>
</EltOnlyStandardElement>
```

EltOnlyStandardElement

Required. Element with content of element only. Must already be included as part of the standard device or service description.

- For device descriptions, must be one of: [root](#), [specVersion](#), [device](#), [iconList](#), [icon](#), [serviceList](#), [service](#), and/or [deviceList](#).
- For service descriptions, must be one of: [scpd](#), [actionList](#), [action](#), [argumentList](#), [argument](#), [serviceStateTable](#), [stateVariable](#), [allowedValueList](#), and/or [allowedValueRange](#).

X *VendorElement*

Required. Must begin with **X**. (Prefix **A** is reserved.) Must have a value for the xmlns attribute. May contain arbitrary XML.

Control points that do not understand these XML additions must ignore them.

2.6 Description: UPnP Template Language for devices

The paragraphs above explain UPnP device descriptions and illustrate how one would be instantiated from a UPnP Device Template. As explained, UPnP Device Templates are produced by UPnP Forum working committees, and these templates are derived from the UPnP Template Language. This template language defines valid templates for devices and services. Below is a listing and explanation of this language as it pertains to devices.

The UPnP Template Language is written in XML syntax and is derived from XML Schema (Part 1: Structures, Part 2: Datatypes). XML Schema provides a set of XML constructions that express language concepts like required vs. optional elements, element nesting, and data types for values (as well as other properties not of interest here). The UPnP Template Language uses these XML Schema constructions to define elements like [specVersion](#), [URLBase](#), [deviceType](#), et al listed in detail above. Because the UPnP Template Language is constructed using another, precise language, it is unambiguous. And because the UPnP Template Language, UPnP Device Templates, and UPnP device descriptions are all machine-readable, automated tools can automatically check to ensure the latter two have all required elements, are correctly nested, and have values of the correct data types.

Below is the UPnP Template Language for devices as defined by the UPnP Device Architecture herein. The elements it defines are used in UPnP Device Templates; they are colored [green](#) here, and they are colored [green](#) in the listing above. Below is where these elements are defined; above is where they are used.

Immediately following this is a brief explanation of the XML Schema elements, attributes, and values used. The reference to XML Schema at the end of the section has further details.

UPnP Template Language for devices

```
<?xml version="1.0"?>
<Schema name="device-1-0"
  xmlns="urn:schemas-microsoft-com:xml-data"
  xmlns:dt="urn:schemas-microsoft-com:datatypes">
  <ElementType name="root" content="eltOnly">
    <element type="specVersion" />
    <element type="URLBase" minOccurs="0" maxOccurs="1" />
    <element type="device" />
  </ElementType>
  <ElementType name="specVersion" content="eltOnly">
    <element type="major" />
    <element type="minor" />
  </ElementType>
  <ElementType name="major" dt:type="int" content="textOnly" />
  <ElementType name="minor" dt:type="int" content="textOnly" />
  <ElementType name="URLBase" dt:type="uri" content="textOnly" />
  <ElementType name="device" content="eltOnly">
    <element type="deviceType" />
    <element type="friendlyName" />
    <element type="manufacturer" />
    <element type="manufacturerURL" minOccurs="0" maxOccurs="1" />
    <element type="modelDescription" minOccurs="0" maxOccurs="1" />
    <element type="modelName" />
    <element type="modelName" minOccurs="0" maxOccurs="1" />
    <element type="modelURL" minOccurs="0" maxOccurs="1" />
    <element type="serialNumber" minOccurs="0" maxOccurs="1" />
    <element type="UDN" />
    <element type="UPC" minOccurs="0" maxOccurs="1" />
    <element type="iconList" minOccurs="0" maxOccurs="1" />
    <element type="serviceList" minOccurs="0" maxOccurs="1" />
    <element type="deviceList" minOccurs="0" maxOccurs="1" />
    <element type="presentationURL" minOccurs="0" maxOccurs="1" />
  </ElementType>
  <ElementType name="deviceType" dt:type="uri" content="textOnly" />
  <ElementType name="friendlyName" dt:type="string" content="textOnly" />
  <ElementType name="manufacturer" dt:type="string" content="textOnly" />
  <ElementType name="manufacturerURL" dt:type="uri" content="textOnly" />
  <ElementType name="modelDescription" dt:type="string" content="textOnly" />
  <ElementType name="modelName" dt:type="string" content="textOnly" />
  <ElementType name="modelName" dt:type="string" content="textOnly" />
  <ElementType name="modelURL" dt:type="uri" content="textOnly" />
  <ElementType name="serialNumber" dt:type="string" content="textOnly" />
  <ElementType name="UDN" dt:type="uri" content="textOnly" />
  <ElementType name="UPC" dt:type="string" content="textOnly" />
  <ElementType name="iconList" content="eltOnly">
    <element type="icon" minOccurs="1" maxOccurs="*" />
  </ElementType>
  <ElementType name="icon" content="eltOnly">
    <element type="mimetype" />
    <element type="width" />
    <element type="height" />
    <element type="depth" />
    <element type="url" />
  </ElementType>
  <ElementType name="mimetype" dt:type="string" content="textOnly" />
  <ElementType name="width" dt:type="int" content="textOnly" />
  <ElementType name="height" dt:type="int" content="textOnly" />
  <ElementType name="depth" dt:type="int" content="textOnly" />
  <ElementType name="url" dt:type="uri" content="textOnly" />
  <ElementType name="serviceList" content="eltOnly">
    <element type="service" minOccurs="0" maxOccurs="*" />
  </ElementType>
  <ElementType name="service" content="eltOnly">
    <element type="serviceType" />
    <element type="serviceId" />
    <element type="SCPDURL" />
    <element type="controlURL" />
    <element type="eventSubURL" />
  </ElementType>
</Schema>
```

```

</ElementType>
<ElementType name="serviceType" dt:type="uri" content="textOnly" />
<ElementType name="serviceId" dt:type="uri" content="textOnly" />
<ElementType name="SCPDUURL" dt:type="uri" content="textOnly" />
<ElementType name="controlURL" dt:type="uri" content="textOnly" />
<ElementType name="eventSubURL" dt:type="uri" content="textOnly" />
<ElementType name="deviceList" content="eltOnly">
  <element type="device" minOccurs="1" maxOccurs="*" />
</ElementType>
<ElementType name="presentationURL" dt:type="uri" content="textOnly" />
</Schema>

```

ElementType

Defines an element in the new, derived language. name attribute defines element name. dt:type attribute defines the data type for the value of element in the new, derived language.

element

References an element for the purposes of declaring nesting. minOccurs attribute defines minimum number of times the element must occur; default is minOccurs = 1; optional elements have minOccurs = 0. maxOccurs attribute defines maximum number of times the element must occur; default is maxOccurs = 1; elements that can appear one or more times have maxOccurs = *. Content= "textOnly" means the element does not contain subelements; content="eltOnly" means the element contains subelements.

2.7 Description: UPnP Template Language for services

The paragraphs above explain UPnP service descriptions and illustrate how one would be instantiated from a UPnP Service Template. Like UPnP Device Templates, UPnP Service Templates are produced by UPnP Forum working committees, and these templates are derived from the UPnP Template Language. This template language defines valid templates for devices and services. As explained above, the UPnP Template Language is written in XML syntax and is derived from XML Schema (Part 1: Structures, Part 2: Datatypes). Below is a listing of this language as it pertains to services. The elements it defines are used in UPnP Service Templates; they are colored [green](#) here, and they are colored [green](#) in the listing above. Below is where these elements are defined: above is where they are used.

Immediately following this is a brief explanation of the XML Schema elements, attributes, and values used. The reference to XML Schema at the end of the section has further details.

UPnP Template Language for services

```

<?xml version="1.0"?>
<Schema name="service-1-0"
  xmlns="urn:schemas-microsoft-com:xml-data"
  xmlns:dt="urn:schemas-microsoft-com:datatypes">
  <ElementType name="scpd" content="eltOnly">
    <element type="specVersion" />
    <element type="actionList" minOccurs="0" maxOccurs="1" />
    <element type="serviceStateTable" />
  </ElementType>
  <ElementType name="specVersion" content="eltOnly">
    <element type="major" />
    <element type="minor" />
  </ElementType>
  <ElementType name="major" dt:type="int" content="textOnly" />
  <ElementType name="minor" dt:type="int" content="textOnly" />
  <ElementType name="actionList" content="eltOnly">
    <element type="action" minOccurs="1" maxOccurs="*" />
  </ElementType>
  <ElementType name="action" content="eltOnly">
    <element type="name" />
    <element type="argumentList" minOccurs="0" maxOccurs="1" />
  </ElementType>

```

```

<ElementType name="name" dt:type="string" content="textOnly" />
<ElementType name="argumentList" content="eltOnly">
  <element type="argument" minOccurs="1" maxOccurs="*" />
</ElementType>
<ElementType name="argument" content="eltOnly">
  <element type="name" />
  <element type="direction" />
  <element type="retval" minOccurs="0" maxOccurs="1" />
  <element type="relatedStateVariable" />
</ElementType>
<ElementType name="direction" dt:type="string" content="textOnly" />
<ElementType name="retval" content="empty" />
<ElementType name="relatedStateVariable" dt:type="string" content="textOnly" />
<ElementType name="serviceStateTable" content="eltOnly">
  <element type="stateVariable" minOccurs="1" maxOccurs="*" />
</ElementType>
<ElementType name="stateVariable" content="eltOnly">
  <element type="name" />
  <element type="dataType" />
  <element type="defaultValue" minOccurs="0" maxOccurs="1" />
  <group minOccurs="0" maxOccurs="1" order="one">
    <element type="allowedValueList" />
    <element type="allowedValueRange" />
  </group>
  <AttributeType name="sendEvents" />
  <attribute default="yes" type="sendEvents" required="no" />
</ElementType>
<ElementType name="dataType" dt:type="string" content="textOnly" />
<ElementType name="defaultValue" dt:type="string" content="textOnly" />
<ElementType name="allowedValueList" content="eltOnly">
  <element type="allowedValue" minOccurs="1" maxOccurs="*" />
</ElementType>
<ElementType name="allowedValue" content="textOnly" />
<ElementType name="allowedValueRange" content="eltOnly">
  <element type="minimum" />
  <element type="maximum" />
  <element type="step" minOccurs="0" maxOccurs="1" />
</ElementType>
<ElementType name="minimum" dt:type="number" content="textOnly" />
<ElementType name="maximum" dt:type="number" content="textOnly" />
<ElementType name="step" dt:type="number" content="textOnly" />
</Schema>

```

attribute

References an attribute in the new, derived language for the purposes of declaring in which elements it may appear. Like any XML element, the AttributeType element may have attributes of its own. Using the required attribute within this element indicates whether the attribute must be present; optional attributes have required = no.

AttributeType

Defines an attribute in the new, derived language. Like any XML element, the AttributeType element may have attributes of its own. Using the name attribute within this element defines the name of the attribute as it will be used in the derived language.

element

References an element for the purposes of declaring nesting. minOccurs attribute defines minimum number of times the element must occur; default is minOccurs = 1; optional elements have minOccurs = 0. maxOccurs attribute defines maximum number of times the element must occur; default is maxOccurs = 1; elements that can appear one or more times have maxOccurs = *. Content= "textOnly" means the element does not contain subelements; content="eltOnly" means the element contains subelements.

ElementType

Defines an element in the new, derived language. name attribute defines element name. dt:type attribute defines the data type for the value of element in the new, derived language. model attribute indicates whether elements in the new, derived language can contain elements not explicitly specified here; when only previously specific elements may be used, model = closed. content attribute indicates what content may contain; elements that contain only other elements have content = eltOnly; elements that contain only strings have content = textOnly.

group

Organizes content into a group to specify a sequence. minOccurs attribute defines minimum number of times the group must occur. maxOccurs attribute defines maximum number of times the group must occur. order attribute constrains the sequence of elements; when at most one element is allowed, order = one.

2.8 Description: Retrieving a description

As explained above, after a control point has discovered a device, it still knows very little about the device. To learn more about the device and its capabilities, the control point must retrieve the UPnP description for the device using the URL provided by the device in the discovery message. Then, the control point must retrieve one or more service descriptions using the URL(s) provided in the device description. This is a simple HTTP-based process and uses the following subset of the overall UPnP protocol stack. (The overall UPnP protocol stack is listed at the beginning of this document.)

<i>UPnP vendor</i> [purple]
<i>UPnP Forum</i> [red]
<u>UPnP Device Architecture</u> [green]
HTTP [black]
TCP [black]
IP [black]

At the highest layer, description messages contain vendor-specific information, e.g., device type, service type, and required services. Moving down the stack, vendor content is supplemented by information from a UPnP Forum working committee, e.g., model name, model number, and specific URLs. Messages from the layers above are hosted in UPnP-specific protocols, defined in this document. In turn, the above messages are delivered via HTTP over TCP over IP. For reference, colors in [square brackets] above indicate which protocol defines specific header and body elements in the description messages listed below.

Using this protocol stack, retrieving the UPnP device description is simple: the control point issues an HTTP GET request to the URL in the discovery message, and the device returns its description in the body of an HTTP response. Similarly, to retrieve a UPnP service description, the control point issues an HTTP GET request to the URL in the device description, and the device returns the description in the body of an HTTP response. The headers and body for the response and request are explained in detail below.

First, a control point must send a request with method GET in the following format. Values in *italics* are placeholders for actual values.

```
GET path to description HTTP/1.1
HOST: host for description:port for description
ACCEPT-LANGUAGE: language preferred by control point
```

(No body for request to retrieve a description, but note that the message must have a blank line following the last HTTP header.)

Listed below are details for the request line and headers appearing in the listing above. All header values are case sensitive except where noted.

Request line

GET

Method defined by HTTP.

path to description

Path component of device description URL (LOCATION header in discovery message) or of service description URL (SCPDURL element in device description). Single, relative URL.

HTTP/1.1

HTTP version.

Headers

HOST

Required. Domain name or IP address and optional port components of device description URL (LOCATION header in discovery message) or of service description URL (SCPDURL element of device description). If the port is empty or not given, port 80 is assumed.

ACCEPT-LANGUAGE

Recommended for retrieving device descriptions. Preferred language(s) for description. If no description is available in this language, device may return a description in a default language. RFC 1766 language tag(s).

After a control point sends a request, the device takes the second step and responds with a copy of its description. Including expected transmission time, a device must respond within 30 seconds. If it fails to respond within this time, the control point should re-send the request. A device must send a response in the following format. Values in *italics* are placeholders for actual values.

```
HTTP/1.1 200 OK
CONTENT-LANGUAGE: language used in description
CONTENT-LENGTH: Bytes in body
CONTENT-TYPE: text/xml
DATE: when responded
```

The body of this response is a UPnP device or service description as explained in detail above.

Listed below are details for the headers appearing in the listing above. All header values are case sensitive except where noted.

Headers

CONTENT-LANGUAGE

Required if and only if request included an ACCEPT-LANGUAGE header. Language of description. RFC 1766 language tag(s).

CONTENT-LENGTH

Required. Length of body in Bytes. Integer.

CONTENT-TYPE

Required. Must be text/xml.

DATE

Recommended. When response was generated. "rfc1123-date" as defined in RFC 2616.

SERVER

(No SERVER header is required for description messages.)

Note that because HTTP 1.1 allows use of chunked encoding, some devices may send the description using chunked encoding if the GET request specifies HTTP 1.1. It is therefore recommended that all implementations that include HTTP 1.1 in the GET request support receiving chunked encoding.

2.9 Description references

ISO 8601

ISO (International Organization for Standardization). Representations of dates and times, 1988-06-15. <<http://www.w3.org/TR/1998/NOTE-datetime-19980827>>

RFC 822

Standard for the format of ARPA Internet text messages. <<http://www.ietf.org/rfc/rfc822.txt>>.

RFC 1123

Includes format for dates, for, e.g., HTTP DATE header. <<http://www.ietf.org/rfc/rfc1123.txt>>

RFC 1766
Format for language tag for, e.g., HTTP ACCEPT-LANGUAGE header. <<http://www.ietf.org/rfc/rfc1766.txt>>. See also <<http://www.loc.gov/standards/iso639-2>> for language codes.

RFC 2045
Multipurpose Internet Mail Extensions (MIME) Part One: Format of Internet Message Bodies. <<http://www.ietf.org/rfc/rfc2045.txt>>.

RFC 2046
Multipurpose Internet Mail Extensions (MIME) Part Two: Media Types. <<http://www.ietf.org/rfc/rfc2046.txt>>.

RFC 2083
PNG (Portable Network Graphics) Specification Version 1.0. <<http://www.ietf.org/rfc/rfc2083.txt>>. See also <<http://www.w3.org/TR/REC-png.html>>

RFC 2387
Format for representing content type, e.g., mimetype element for an icon. <<http://www.ietf.org/rfc/rfc2387.txt>>

RFC 2396
Uniform Resource Identifiers: Generic Syntax. <<http://www.ietf.org/rfc/rfc2396.txt>>.

RFC 2616
HTTP: Hypertext Transfer Protocol 1.1. <<http://www.ietf.org/rfc/rfc2616.txt>>.

UPC
Universal Product Code. 12-digit, all-numeric code that identifies the consumer package. Managed by the Uniform Code Council. <http://www.uc-council.org/main/ID_Numbers_and_Bar_Codes.html>.

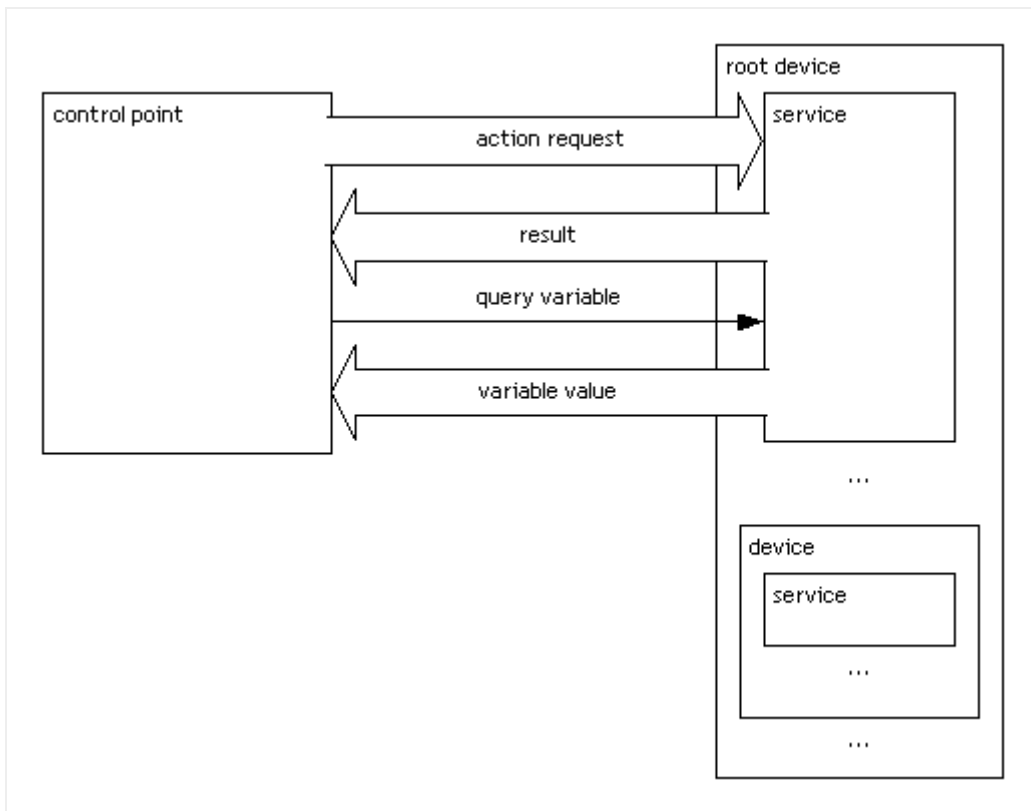
XML
Extensible Markup Language. <<http://www.w3.org/TR/2000/REC-xml-20001006>>.

XML Schema (Part 1: Structures, Part 2: Datatypes)
Grammar defining UPnP Template Language. <<http://www.w3.org/TR/xmlschema-1>>, <<http://www.w3.org/TR/xmlschema-2>>.

3. Control

Control is Step 3 in UPnP™ networking. Control comes after addressing (Step 0) where devices get a network address, after discovery (Step 1) where control points find interesting device(s), and after description (Step 2) where control points learn about device capabilities. Control is independent of eventing (Step 4) where control points listen to state changes in device(s). Through control, control points invoke actions on devices and poll for values. Control and eventing are complementary to presentation (Step 5) where control points display a user interface provided by device(s).

Given knowledge of a device and its services, a control point can ask those services to invoke actions and receive responses indicating the result of the action. Invoking actions is a kind of remote procedure call; a control point sends the action to the device's service, and when the action has completed (or failed), the service returns any results or errors.



To control a device, a control point invokes an action on the device's service. To do this, a control point sends a suitable control message to the control URL for the service (provided in the controlURL sub element of service element of device description). In response, the service returns any results or errors from the action. The effects of the action, if any, may also be modeled by changes in the variables that describe the run-time state of the service. When these state variables change, events are published

to all interested control points. This section explains the protocol stack for, and format of, control messages. The section on Eventing explains event publication.

Working committees and vendors may define actions to allow control points to determine the current value of one or more state variables. Similar to invoking an action, a control point sends the defined query message to the control URL for the service. In response, the service provides the value of the variable or variables; each service is responsible for keeping its state table consistent so control points can poll and receive meaningful values for those state variables for which query actions are defined. The section on eventing explains automatic notification of variable values.

As long as the discovery advertisements from a device have not expired, a control point may assume that the device and its services are available. If a device cancels its advertisements, a control point must assume the device and its services are no longer available.

UPnP control messages and responses shall be encoded using UTF-8.

While UDA does define a means to invoke actions and poll for values, UDA does not specify or constrain the design of an API for applications running on control points; OS vendors may create APIs that suit their customers' needs.

If a large amount of data must be sent in association with an action (particularly if the amount of data is not known in advance), it is not recommended to send the data as part of a SOAP argument or as a MIME attachment to the SOAP message. Instead, it is recommended that out-of-band transfer be used. For example, a URL could be sent as an argument value, and an HTTP GET, PUT, or POST be used to transfer the data. HTTP chunked encoding can be used when the amount of data is not known in advance.

The remainder of this section explains in detail how control messages are formatted and sent to devices.

3.1 Control: Protocols

To invoke actions and poll for values, control points (and devices) use the following subset of the overall UPnP protocol stack. (The overall UPnP protocol stack is listed at the beginning of this document.)

<i>UPnP vendor [purple]</i>
<i>UPnP Forum [red]</i>
<u>UPnP Device Architecture [green]</u>
SOAP [blue]
HTTP [black]
TCP [black]
IP [black]

At the highest layer, control messages contain vendor-specific information, e.g., argument values. Moving down the stack, vendor content is supplemented by information from a UPnP Forum working committee, e.g., action names, argument names, variable names. Messages from the layers above are hosted in UPnP-specific protocols, defined in this document. In turn, the

above messages are formatted using a Simple Object Access Protocol (SOAP) header and body elements, and the messages are delivered via HTTP over TCP over IP. For reference, colors in [square brackets] above indicate which protocol defines specific header elements in the subscription messages listed below.

3.2 Control: Action

Control points may invoke actions on a device's services and receive results or errors back. The action, results, and errors are encapsulated in SOAP, sent via HTTP requests, and received via HTTP responses.

3.2.1 Control: Action: Invoke

The Simple Object Access Protocol (SOAP) defines the use of XML and HTTP for remote procedure calls. UDA uses SOAP to deliver control messages to devices and return results or errors back to control points.

SOAP defines additional HTTP headers, and to ensure that these are not confused with other HTTP extensions, SOAP follows the HTTP Extension Framework (RFC 2774) and specifies a SOAP-unique URI in the MAN header and prefixes the HTTP method with M-. In this case, the method is M-POST. Using M-POST requires the HTTP server to find and understand the SOAP-unique URI and SOAP-specific headers.

To provide firewalls and proxies greater administrative flexibility, SOAP specifies that requests must first be attempted *without* the MAN header or M- prefix. If the request is rejected with a response of "405 Method Not Allowed", then a second request must be sent using the MAN header and M-prefix. If that request is rejected with a response of "501 Not Implemented" or "510 Not Extended", the request fails. (Other HTTP responses should be processed according to the HTTP specification.)

Below is a listing of a control message sent using the POST method (without the MAN header) followed by an explanation of the headers and body. This is immediately followed by a listing of a control message sent using the M-POST method and MAN header.

To invoke an action on a device's service, a control point must send a request with method POST in the following format. Values in *italics* are placeholders for actual values.

```
POST path of control URL HTTP/1.1
HOST: host of control URL:port of control URL
CONTENT-LENGTH: bytes in body
CONTENT-TYPE: text/xml; charset="utf-8"
SOAPACTION: "urn:schemas-upnp-org:service:serviceType:v#actionName"

<?xml version="1.0"?>
<s:Envelope
  xmlns:s="http://schemas.xmlsoap.org/soap/envelope/"
  s:encodingStyle="http://schemas.xmlsoap.org/soap/encoding/">
  <s:Body>
    <u:actionName xmlns:u="urn:schemas-upnp-org:service:serviceType:v">
      <argumentName>in arg value</argumentName>
      <other in args and their values go here, if any>
    </u:actionName>
  </s:Body>
</s:Envelope>
```

Listed below are details for the request line, headers, and body elements appearing in the listing above. All header values and element names are case sensitive; values are not case sensitive except where noted. Except where noted, the order of elements is insignificant. Except where noted, required elements must occur exactly once (no duplicates), and recommended or optional elements may occur at most once.

Request line

POST

Method defined by HTTP.

path control URL

Path component of URL for control for this service (controlURL sub element of service element of device description). Single, relative URL.

HTTP/1.1

HTTP version.

Headers

HOST

Required. Domain name or IP address and optional port components of URL for control for this service (controlURL sub element of service element of device description). If the port is empty or not given, port 80 is assumed.

ACCEPT-LANGUAGE

(No ACCEPT-LANGUAGE header is used in control messages.)

CONTENT-LENGTH

Required. Length of body in bytes. Integer.

CONTENT-TYPE

Required. Must be text/xml. Should include character coding used, which must be "utf-8".

MAN

(No MAN header in request with method POST.)

SOAPACTION

Required header defined by SOAP. Must be the service type, hash mark, and name of action to be invoked, all enclosed in double quotes. If used in a request with method M-POST, header name must be qualified with HTTP name space defined in MAN header. Single URI. The specified service version MUST indicate the version of the service that the control point wants to use while invoking the action. Its value may be any version of the service type in which the specified action was defined.

Body

Envelope

Required element defined by SOAP. xmlns namespace attribute must be "<http://schemas.xmlsoap.org/soap/envelope/>". Must include [encodingStyle](http://schemas.xmlsoap.org/soap/encoding/) attribute with value "<http://schemas.xmlsoap.org/soap/encoding/>". Contains the following sub elements:

Body

Required element defined by SOAP. Should be qualified with SOAP namespace. Contains the following sub element:

actionName

Required. Name of element is name of action to invoke. xmlns namespace attribute must be the service type enclosed in double quotes; the version specified must be the same version specified in the SOAPACTION header. Case sensitive. Must be the first sub element of [Body](#). Contains the following, ordered sub element(s):

argumentName

Required if and only if action has in arguments. Value to be passed to action. Repeat once for each in argument. (Element name not qualified by a namespace; element nesting context is sufficient.) Case sensitive. Single data type as defined by UPnP service description. Every "in" argument in the definition of the action in the service description must be included, in the same order as specified in the service description (SCPD) that was downloaded from the device.

If the CONTENT-TYPE header specifies an unsupported value (other than "text/xml") the device must return an HTTP status code "415 Unsupported Media Type".

For future extensibility, when processing XML like the listing above, devices and control points must ignore: (a) any unknown elements and their sub elements or content, and (b) any unknown attributes and their values.

Devices and control points shall ignore any XML comments or XML processing instructions they may receive that they do not understand.

XML namespace prefixes do not have to be the specific examples given above (e.g., "s" or "u"); they can be any value that obeys the rules of the general XML namespace mechanism; devices must accept requests that use other legal XML namespace prefixes.

If an action has no "in" arguments, it is valid to combine the opening and closing XML tags (e.g., "<actionname/>" instead of "<actionname></actionname>").

When the value of any argument contains one or more characters reserved as markup (such as ampersand ("&") or less than ("<")), the text must be escaped in accordance with the provisions of section 2.4 of the XML specification and each such character replaced with the equivalent numeric representation or string (such as "&" or "<"). Such characters appearing in URLs may also be escaped in accordance with the URL escaping rules specified in Section 2.4 of RFC 2396.

Note that because HTTP 1.1 allows use of chunked encoding, some control points may send the action request using chunked encoding if the POST method header specifies HTTP 1.1. Device implementations that do not support receiving action requests using chunked encoding should return a 505 HTTP Version Not Supported error.

If a request with POST is rejected with a response of "405 Method Not Allowed", then a control point must send a second request with method M-POST and MAN in the following format. Values in *italics* are placeholders for actual values.

```
M-POST path of control URL HTTP/1.1
HOST: host of control URL:port of control URL
CONTENT-LENGTH: bytes in body
CONTENT-TYPE: text/xml; charset="utf-8"
MAN: "http://schemas.xmlsoap.org/soap/envelope/"; ns=01
01-SOAPACTION: "urn:schemas-upnp-org:service:serviceType:v#actionName"
```

(Message body for request with method M-POST is the same as body for request with method POST. See above.)

Request line

M-POST

Method defined by HTTP Extension Framework (RFC 2774).

path of control URL

Path component of URL for control for this service (controlURL sub element of service element of device description).
Single, relative URL.

HTTP/1.1

HTTP version.

Headers

HOST

Required. Domain name or IP address and optional port components of URL for control for this service (controlURL sub element of service element of device description). If the port is empty or not given, port 80 is assumed.

ACCEPT-LANGUAGE
(No ACCEPT-LANGUAGE header is used in control messages.)

CONTENT-LENGTH
Required. Length of body in bytes. Integer.

CONTENT-TYPE
Required. Must be text/xml. Should include character coding used, which must be "utf-8".

MAN
Required. Must be "http://schemas.xmlsoap.org/soap/envelope/". ns directive defines namespace (e.g., *01*) for other SOAP headers (e.g., SOAPACTION).

SOAPACTION
Required header defined by SOAP. Must be the service type, hash mark, and name of action to be invoked, all enclosed in double quotes. The specified service version MUST indicate the version of the service that the control point wants to use while invoking the action. Its value may be any version of the service type in which the specified action was defined. If used in a request with method M-POST, header name must be qualified with HTTP name space defined in MAN header. Single URI.

3.2.2 Control: Action: Response

The service must complete invoking the action and respond within 30 seconds, including expected transmission time (measured from the time the action message is transmitted until the time the associated response is received). Actions that take longer than this should be defined to return early and send an event when complete. If the service fails to respond within this time, what the control point should do is application-specific. The service must send a response in the following format. Values in *italics* are placeholders for actual values.

```

HTTP/1.1 200 OK
CONTENT-LENGTH: bytes in body
CONTENT-TYPE: text/xml; charset="utf-8"
DATE: when response was generated
EXT:
SERVER: OS/version UPnP/1.0 product/version

<?xml version="1.0"?>
<s:Envelope
  xmlns:s="http://schemas.xmlsoap.org/soap/envelope/"
  s:encodingStyle="http://schemas.xmlsoap.org/soap/encoding/">
  <s:Body>
    <u:actionNameResponse xmlns:u="urn:schemas-upnp-org:service:serviceType:v">
      <argumentName>out arg value</argumentName>
      other out args and their values go here, if any
    </u:actionNameResponse>
  </s:Body>
</s:Envelope>

```

Listed below are details for the response line, headers, and body elements appearing in the listing above. All header values and element names are case sensitive; values are not case sensitive except where noted. Except where noted, the order of elements is insignificant. Except where noted, required elements must occur exactly once (no duplicates), and recommended or optional elements may occur at most once.

Response line

HTTP/1.1 HTTP version.
200 OK HTTP success code.

Headers

CONTENT-LANGUAGE
(No CONTENT-LANGUAGE header is used in control messages.)

CONTENT-LENGTH
Required. Length of body in bytes. Integer.

CONTENT-TYPE
Required. Must be text/xml. Should include character coding used, which must be "utf-8".

DATE
Recommended. When response was generated. "rfc1123-date" as defined in RFC 2616.

EXT
Required. Confirms that the MAN header was understood. (Header only; no value.)

SERVER
Required. Concatenation of OS name, OS version, [UPnP/1.0](#), product name, and product version. String. Must accurately reflect the version number of the UPnP Device Architecture supported by the device. Control points must be prepared to accept a higher minor version number (but the same major version number) than the control point itself implements. For example, control points implementing UDA version 1.0 will be able to interoperate with devices implementing UDA version 1.1.

Body

Envelope

Required element defined by SOAP. xmlns namespace attribute must be "http://[schemas.xmlsoap.org/soap/envelope/](#)". Must include [encodingStyle](#) attribute with value "http://[schemas.xmlsoap.org/soap/encoding/](#)". Contains the following sub elements:

Body

Required element defined by SOAP. Should be qualified with SOAP namespace. Contains the following sub element:

actionNameResponse

Required. Name of element is action name prepended to [Response](#). xmlns namespace attribute must be service type enclosed in double quotes; the version specified must be the same version specified in the SOAPACTION header in the original invocation request. Case sensitive. Must be the first sub element of [Body](#). Contains the following sub element:

argumentName

Required if and only if action has out arguments. Value returned from action. Repeat once for each out argument. If action has an argument marked as retval, this argument must be the first element. (Element name not qualified by a namespace; element nesting context is sufficient.) Case sensitive. Single data type as defined by UPnP service description. Every "out" argument in the definition of the action in the service description must be included, in the same order as specified in the service description (SCPD) available from the device.

For future extensibility, when processing XML like the listing above, devices and control points must ignore: (a) any unknown elements and their sub elements or content, and (b) any unknown attributes and their values.

Control points and devices shall ignore any XML comments or XML processing instructions they may receive that they do not understand.

XML namespace prefixes do not have to be the specific examples given above (e.g., "s" or "u"); they can be any value that obeys the rules of the general XML namespace mechanism; control points must accept responses that use other legal XML namespace prefixes.

If an action has no "out" arguments, it is valid to combine the opening and closing XML tags (e.g., "<actionnameResponse/>" instead of "<actionnameResponse></actionnameResponse>").

When the value of any argument contains one or more characters reserved as markup (such as ampersand ("&") or less than ("<")), the text must be escaped in accordance with the provisions of section 2.4 of the XML specification and each such character replaced with the equivalent numeric representation or string (such as "&" or "<"). Such characters appearing in URLs may also be escaped in accordance with the URL escaping rules specified in Section 2.4 of RFC 2396.

If a control point uses an HTTP/1.0 binding on a SOAP request without setting the KeepAlive token, the Device MUST close the socket after responding. If a control point uses an HTTP/1.1 binding on a SOAP request, and sets the Connection: CLOSE token, the Device MUST close the socket after responding.

Note that because HTTP 1.1 allows use of chunked encoding, some devices may send the action response using chunked encoding if the POST request specifies HTTP 1.1. It is therefore recommended that all implementations that include HTTP 1.1 in the POST request support receiving chunked encoding.

If the service encounters an error while invoking the action sent by a control point, the service must send a response within 30 seconds, including expected transmission time. Out arguments must not be used to convey error information; out arguments must only be used to return data; error responses must be sent in the following format. Values in *italics* are placeholders for actual values.

```
HTTP/1.1 500 Internal Server Error
CONTENT-LENGTH: bytes in body
CONTENT-TYPE: text/xml; charset="utf-8"
DATE: when response was generated
EXT:
SERVER: OS/version UPnP/1.0 product/version

<?xml version="1.0"?>
<s:Envelope
  xmlns:s="http://schemas.xmlsoap.org/soap/envelope/"
  s:encodingStyle="http://schemas.xmlsoap.org/soap/encoding/">
  <s:Body>
    <s:Fault>
      <faultcode>s:Client</faultcode>
      <faultstring>UPnPError</faultstring>
      <detail>
        <UPnPError xmlns="urn:schemas-upnp-org:control-1-0">
          <errorCode>error code</errorCode>
          <errorDescription>error string</errorDescription>
        </UPnPError>
      </detail>
    </s:Fault>
  </s:Body>
</s:Envelope>
```

Listed below are details for the response line, headers, and body elements appearing in the listing above. All header values and element names are case sensitive; values are not case sensitive except where noted. Except where noted, the order of elements is insignificant. Except where noted, required elements must occur exactly once (no duplicates), and recommended or optional elements may occur at most once.

Response line

HTTP/1.1
HTTP version.
500 Internal Server Error
HTTP error code.

Headers

CONTENT-LANGUAGE
(No CONTENT-LANGUAGE header is used in control messages.)

CONTENT-LENGTH
Required. Length of body in bytes. Integer.

CONTENT-TYPE
Required. Must be text/xml. Should include character coding used, which must be "utf-8".

DATE
Recommended. When response was generated. "rfc1123-date" as defined in RFC 2616.

EXT
Required. Confirms that the MAN header was understood. (Header only; no value.)

SERVER
Required. Concatenation of OS name, OS version, [UPnP/1.0](#), product name, and product version. String. Must accurately reflect the version number of the UPnP Device Architecture supported by the device. Control points must be prepared to accept a higher version number than the control point itself implements. For example, control points implementing UDA version 1.0 will be able to interoperate with devices implementing UDA version 1.1.

Body

Envelope

Required element defined by SOAP. xmlns namespace attribute must be "http://schemas.xmlsoap.org/soap/envelope/". Must include [encodingStyle](#) attribute with value "http://schemas.xmlsoap.org/soap/encoding/". Contains the following sub elements:

Body

Required element defined by SOAP. Should be qualified with SOAP namespace. Contains the following sub element:

Fault

Required element defined by SOAP. Error encountered while invoking action. Should be qualified with SOAP namespace. Contains the following sub elements:

faultcode

Required element defined by SOAP. Value must be qualified with the SOAP namespace. Must be [Client](#).

faultstring

Required element defined by SOAP. Must be [UPnPError](#).

detail

Required element defined by SOAP. Contains the following subelement:

UPnPError

Required element defined by UDA. Contains the following subelements:

errorCode

Required element defined by UDA. Code identifying what error was encountered. See table immediately below for values. Integer.

errorDescription

Recommended element defined by UDA. Short description. See table immediately below for recommended values; other values may be used by vendors. Human-readable string. Recommend < 256 characters.

The following table summarizes defined error types and the corresponding value for the errorCode and errorDescription elements.

errorCode	errorDescription	Description
401	Invalid Action	No action by that name at this service.
402	Invalid Args	Could be any of the following: not enough in args, no in arg by that name, one or more in args are of the wrong data type. Additionally, the UPnP Certification Test Tool Shall return the following warning message if there are too many in args: 'Sending too many in args is not recommended and may cause unexpected results'
403	<i>(Do Not Use)</i>	<i>(This code has been deprecated.)</i>
501	Action Failed	May be returned in current state of service prevents invoking that action.
600	Argument Value Invalid	The argument value is invalid
601	Argument Value Out of Range	An argument value is less than the minimum or more than the maximum value of the allowedValueRange , or is not in the allowedValueList .
602	Optional Action Not Implemented	The requested action is optional and is not implemented by the device.
603	Out of Memory	The device does not have sufficient memory available to complete the action. This may be a temporary condition; the control point may choose to retry the unmodified request again later and it may succeed if memory is available.
604	Human Intervention Required	The device has encountered an error condition which it cannot resolve itself and required human intervention such as a reset or power cycle. See the device

		display or documentation for further guidance.
605	String Argument Too Long	A string argument is too long for the device to handle properly.
606	Action not authorized	The action requested requires authorization and the sender was not authorized.
607	Signature failure	The sender's signature failed to verify.
608	Signature missing	The action requested requires a digital signature and there was none provided.
609	Not encrypted	This action requires confidentiality but the action was not delivered encrypted.
610	Invalid sequence	The <sequence> provided was not valid.
611	Invalid control URL	The controlURL within the <freshness> element does not match the controlURL of the action actually invoked (or the controlURL in the HTTP header).
612	No such session	The session key reference is to a non-existent session. This could be because the device has expired a session, in which case the control point needs to open a new one.
600-699	TBD	Common action errors. Defined by UPnP Forum Technical Committee.
700-799	TBD	Action-specific errors for standard actions. Defined by UPnP Forum working committee.
800-899	TBD	Action-specific errors for non-standard actions. Defined by UPnP vendor.

For future extensibility, when processing XML like the listing above, devices and control points must ignore: (a) any unknown elements and their sub elements or content, and (b) any unknown attributes and their values.

Control points and devices shall ignore any XML comments or XML processing instructions they may receive that they do not understand.

XML namespace prefixes do not have to be the specific examples given above (e.g., "s" or "u"); they can be any value that obeys the rules of the general XML namespace mechanism; control points must accept responses that use other legal XML namespace prefixes.

3.3 Control: Query for variable

The QueryStateVariable action has been deprecated by the UPnP Forum and should not be used by control points except in limited testing scenarios due to inconsistent results. Working committees and vendors should explicitly define actions for querying of state variables for which this capability is desired. Such explicit query actions may include multiple state variables, if desired. The following definition of QueryStateVariable is retained in the UPnP Device architecture for reference and for backward compatibility with early implementations.

In addition to invoking actions on a device's service, control points may also poll the service for the value of a state variable by sending a query message. A query message may query only one state variable; multiple query messages must be sent to query multiple state variables.

This query message is decoupled from the service's eventing (if any). If a variable is moderated, then querying for the value of the variable will generally yield more up-to-date values than those received via eventing. The section on Eventing describes event moderation.

3.3.1 Control: Query: Invoke

To query for the value of a state variable, a control point must send a request in the following format. Values in *italics* are placeholders for actual values.

```
POST path of control URL HTTP/1.1
HOST: host of control URL:port of control URL
CONTENT-LENGTH: bytes in body
CONTENT-TYPE: text/xml; charset="utf-8"
SOAPACTION: "urn:schemas-upnp-org:control-1-0#QueryStateVariable"

<s:Envelope
  xmlns:s="http://schemas.xmlsoap.org/soap/envelope/"
  s:encodingStyle="http://schemas.xmlsoap.org/soap/encoding/"
  <s:Body>
    <u:QueryStateVariable xmlns:u="urn:schemas-upnp-org:control-1-0">
      <u:varName>variableName</u:varName>
    </u:QueryStateVariable>
  </s:Body>
</s:Envelope>
```

Listed below are details for the request line, headers, and body elements appearing in the listing above. All header values and element names are case sensitive; values are not case sensitive except where noted. Except where noted, the order of elements is insignificant. Except where noted, required elements must occur exactly once (no duplicates), and recommended or optional elements may occur at most once.

Request line

POST

Method defined by HTTP.

path of control URL

Path component of URL for control for this service (controlURL sub element of service element of device description). Single, relative URL.

HTTP/1.1

HTTP version.

Headers

HOST

Required. Domain name or IP address and optional port components of URL for control for this service (controlURL sub element of service element of device description). If the port is empty or not given, port 80 is assumed.

ACCEPT-LANGUAGE

(No ACCEPT-LANGUAGE header is used in control messages.)

CONTENT-LENGTH

Required. Length of body in bytes. Integer.

CONTENT-TYPE

Required. Must be text/xml. Should include character coding used, e.g., utf-8.

MAN

(No MAN header in request with method POST.)

SOAPACTION

Required header defined by SOAP. Must be "urn:schemas-upnp-org:control-1-0#QueryStateVariable". If used in a request with method M-POST, header name must be qualified with HTTP name space defined in MAN header. Single URI.

Body

Envelope

Required element defined by SOAP. xmlns namespace attribute must be "http://schemas.xmlsoap.org/soap/envelope/". Must include [encodingStyle](http://schemas.xmlsoap.org/soap/encoding/) attribute with value "http://schemas.xmlsoap.org/soap/encoding/". Contains the following sub elements:

Body

Required element defined by SOAP. Should be qualified with SOAP namespace. Contains the following sub element:

QueryStateVariable

Required element defined by UPnP. Action name. xmlns namespace attribute must be "urn:schemas-upnp-org:control-1-0". Must be the first sub element of [Body](#). Contains the following, ordered sub element:

varName

Required element defined by UPnP. Variable name. Must be qualified by [QueryStateVariable](#) namespace. Values is name of state variable to be queried. String.

For future extensibility, when processing XML like the listing above, as specified by the Flexible XML Processing Profile (FXPP), devices and control points must ignore: (a) any unknown elements and their sub elements or content, and (b) any unknown attributes and their values.

If a request with POST is rejected with a response of "405 Method Not Allowed", then a control point must send a second request with method M-POST and MAN as explained above.

3.3.2 Control: Query: Response

To answer a query for the value of a state variable, the service must respond within 30 seconds, including expected transmission time. If the service fails to respond within this time, what the control point should do is application-specific. The service must send a response in the following format. Values in *italics* are placeholders for actual values.

```
HTTP/1.1 200 OK
CONTENT-LENGTH: bytes in body
CONTENT-TYPE: text/xml; charset="utf-8"
DATE: when response was generated
EXT:
SERVER: OS/version UPnP/1.0 product/version

<s:Envelope
  xmlns:s="http://schemas.xmlsoap.org/soap/envelope/"
  s:encodingStyle="http://schemas.xmlsoap.org/soap/encoding/"
  <s:Body>
    <u:QueryStateVariableResponse xmlns:u="urn:schemas-upnp-org:control-1-0">
      <return>variable value</return>
    </u:QueryStateVariableResponse>
  </s:Body>
</s:Envelope>
```

Listed below are details for the response line, headers, and body elements appearing in the listing above. All header values and element names are case sensitive; values are not case sensitive except where noted. Except where noted, the order of elements is insignificant. Except where noted, required elements must occur exactly once (no duplicates), and recommended or optional elements may occur at most once.

Response line

HTTP/1.1 HTTP version.
200 OK HTTP success code.

Headers

CONTENT-LANGUAGE
(No CONTENT-LANGUAGE header is used in control messages.)
CONTENT-LENGTH
Required. Length of body in bytes. Integer.

CONTENT-TYPE Required. Must be text/xml. Should include character coding used, e.g., utf-8.

DATE Recommended. When response was generated. "rfc1123-date" as defined in RFC 2616.

EXT Required. Confirms that the MAN header was understood. (Header only; no value.)

SERVER Required. Concatenation of OS name, OS version, [UPnP/1.0](#), product name, and product version. String.

Body

Envelope Required element defined by SOAP. xmlns namespace attribute must be "http://[schemas.xmlsoap.org/soap/envelope/](#)". Must include [encodingStyle](#) attribute with value "http://[schemas.xmlsoap.org/soap/encoding/](#)". Contains the following sub elements:

Body

Required element defined by SOAP. Should be qualified with SOAP namespace. Contains the following sub element:

QueryStateVariableResponse

Required element defined by UPnP and SOAP. xmlns namespace attribute must be "urn:[schemas-upnp-org:control-1-0](#)". Must be the first sub element of [Body](#). Contains the following sub element:

return

Required element defined by UPnP. (Element name not qualified by a namespace; element nesting context is sufficient.) Value is current value of the state variable specified in [varName](#) element in request.

For future extensibility, when processing XML like the listing above, as specified by the Flexible XML Processing Profile (FXPP), devices and control points must ignore: (a) any unknown elements and their sub elements or content, and (b) any unknown attributes and their values.

When the value of any variable contains one or more characters reserved as markup (such as ampersand ("&") or less than ("<")), the text must be escaped in accordance with the provisions of section 2.4 of the XML specification and each such character replaced with the equivalent numeric representation or string (such as "&" or "<"). Such characters appearing in URLs may also be escaped in accordance with the URL escaping rules specified in Section 2.4 of RFC 2396.

If the service cannot provide a value for the variable, then the service must send a response within 30 seconds, including expected transmission time. The response must be sent in the following format. Values in *italics* are placeholders for actual values.

```

HTTP/1.1 500 Internal Server Error
CONTENT-LENGTH: bytes in body
CONTENT-TYPE: text/xml; charset="utf-8"
DATE: when response was generated
EXT:
SERVER: OS/version UPnP/1.0 product/version

<s:Envelope
  xmlns:s="http://schemas.xmlsoap.org/soap/envelope/"
  s:encodingStyle="http://schemas.xmlsoap.org/soap/encoding/" >
  <s:Body>
    <s:Fault>
      <faultcode>s:Client</faultcode>
      <faultstring>UPnPError</faultstring>
      <detail>
        <UPnPError xmlns="urn:schemas-upnp-org:control-1-0">
          <errorCode>error code</errorCode>
          <errorDescription>error string</errorDescription>
        </UPnPError>
      </detail>
    </s:Fault>
  </s:Body>
</s:Envelope>

```

```

    </s:Fault>
  </s:Body>
</s:Envelope>

```

Listed below are details for the response line, headers, and body elements appearing in the listing above. All header values and element names are case sensitive; values are not case sensitive except where noted. Except where noted, the order of elements is insignificant. Except where noted, required elements must occur exactly once (no duplicates), and recommended or optional elements may occur at most once.

Response line

HTTP/1.1
 HTTP version.
 500 Internal Server Error
 HTTP error code.

Headers

CONTENT-LANGUAGE
 (No CONTENT-LANGUAGE header is used in control messages.)
 CONTENT-LENGTH
 Required. Length of body in bytes. Integer.
 CONTENT-TYPE
 Required. Must be text/xml. Should include character coding used, e.g., utf-8.
 DATE
 Recommended. When response was generated. "rfc1123-date" as defined in RFC 2616.
 EXT
 Required. Confirms that the MAN header was understood. (Header only; no value.)
 SERVER
 Required. Concatenation of OS name, OS version, [UPnP/1.0](#), product name, and product version. String. Must accurately reflect the version number of the UPnP Device Architecture supported by the device. Control points must be prepared to accept a higher version number than the control point itself implements. For example, control points implementing UDA version 1.0 will be able to interoperate with devices implementing UDA version 1.1.

Body

Envelope
 Required element defined by SOAP. xmlns namespace attribute must be "http://schemas.xmlsoap.org/soap/envelope/". Must include [encodingStyle](#) attribute with value "http://schemas.xmlsoap.org/soap/encoding/". Contains the following sub elements:

- Body
 Required element defined by SOAP. Should be qualified with SOAP namespace. Contains the following sub element:
 - Fault
 Required element defined by SOAP. Why the service did not return a value for the variable. Should be qualified with SOAP namespace. Contains the following sub elements:
 - faultcode
 Required element defined by SOAP. Value should be qualified with SOAP namespace. Must be [Client](#).
 - faultstring
 Required element defined by SOAP. Generic UPnP string describing errorCode. See table immediately below for values.
 - detail
 Required element defined by SOAP. Contains the following sub elements:
 - UPnPError
 Required element defined by UPnP. Contains the following sub elements:
 - errorCode
 Required element defined by UPnP. Code identifying what error was encountered. See table immediately below for values. Integer.
 - errorDescription
 Recommended element defined by UPnP. Short description. See table immediately below for values. String. Recommend < 256 characters.

The following table summarizes defined error types and the corresponding value for the errorCode and errorDescription elements.

errorCode	errorDescription	Description
401	Invalid Action	No action by that name at this service.
404	Invalid Var	No state variable by that name at this service.
600-624	TBD	Common action errors. Defined by UPnP Forum Technical Committee.
625-649	TBD	Reserved for future use.
650-674	TBD	Action-specific errors for standard actions. Defined by UPnP Forum working committee.
675-699	TBD	Action-specific errors for non-standard actions. Defined by UPnP vendor.

The device shall return the error code 401 Invalid Action if the QueryStateVariable action is not implemented.

For future extensibility, devices and control points must ignore (a) any unknown elements and their sub elements or content, and (b) any unknown attributes and their values.

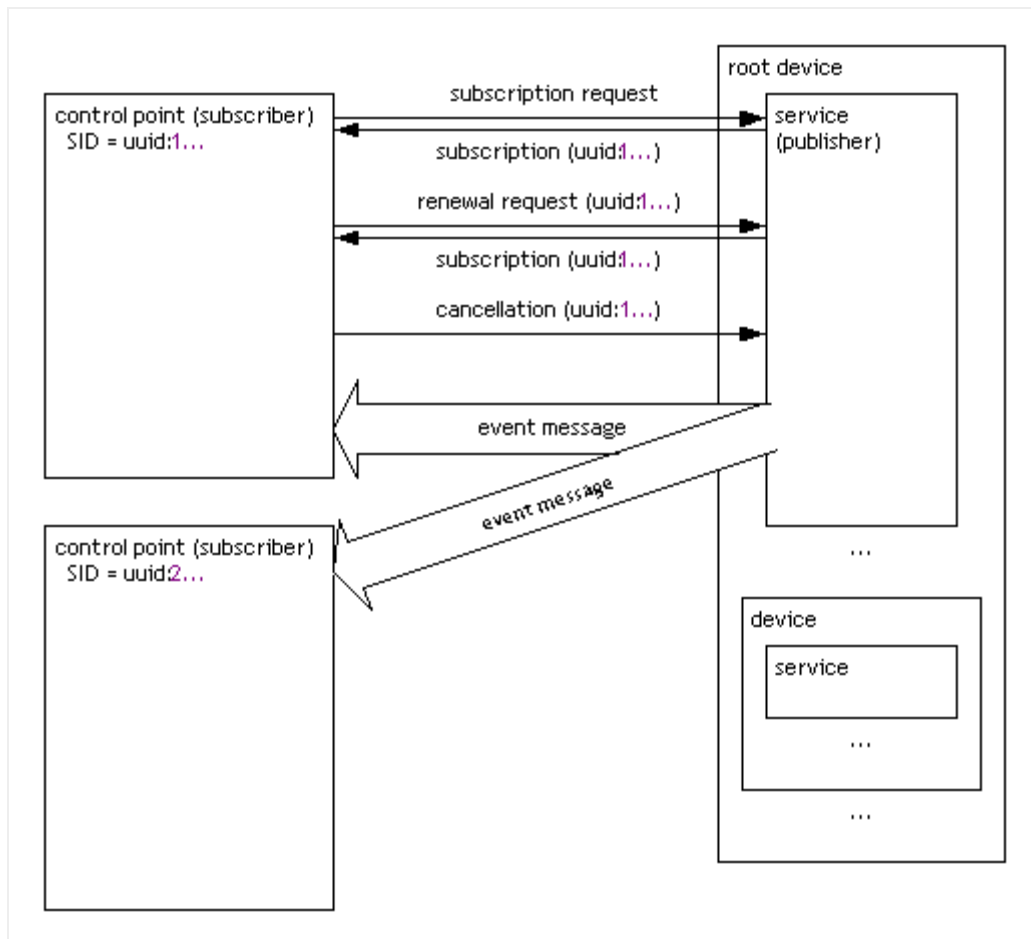
3.4 Control references

- RFC 1123
Includes format for dates, for, e.g., HTTP DATE header. <<http://www.ietf.org/rfc/rfc1123.txt>>.
- RFC 2396
Uniform Resource Identifiers: Generic Syntax. <<http://www.ietf.org/rfc/rfc2396.txt>>.
- RFC 2616
HTTP: Hypertext Transfer Protocol 1.1. <<http://www.ietf.org/rfc/rfc2616.txt>>.
- RFC 2774
HTTP Extension Framework. <<http://www.ietf.org/rfc/rfc2774.txt>>.
- SOAP
Simple Object Access Protocol. <<http://www.w3.org/TR/2000/NOTE-SOAP-20000508>>.
- XML
Extensible Markup Language. <<http://www.w3.org/TR/2000/REC-xml-20001006>>.

4. Eventing

Eventing is Step 4 in UPnP™ networking. Eventing comes after addressing (Step 0) where devices get a network address, after discovery (Step 1) where control points find interesting device(s), and after description (Step 2) where control points learn about device capabilities. Eventing is intimately linked with control (Step 3) where control points send actions to devices. Through eventing, control points listen to state changes in device(s). Control and eventing are complementary to presentation (Step 5) where control points display a user interface provided by device(s).

After a control point has (1) discovered a device and (2) retrieved a description of the device and its services, the control point has the essentials for eventing. As the section on Description explains, a UPnP service description includes a list of actions the service responds to and a list of variables that model the state of the service at run time. If one or more of these state variables are evented, then the service publishes updates when these variables change, and a control point may subscribe to receive this information. Throughout this section, *publisher* refers to the source of the events (typically a device's service), and *subscriber* refers to the destination of events (typically a control point).



To subscribe to eventing, a subscriber sends a *subscription message*. If the subscription is accepted, the publisher responds with a duration for the subscription. To keep the subscription active, a subscriber must renew its subscription before the subscription expires. When a subscriber no longer needs eventing from a publisher, the subscriber should cancel its subscription. This section explains subscription, renewal, and cancellation messages in detail below.

The publisher notes changes to state variables by sending *event messages*. Event messages contain the names of one or more state variables and the current value of those variables, expressed in XML. A special *initial event message* is sent when a subscriber first subscribes; this event message contains the names and values for all evented variables and allows the subscriber to initialize its model of the state of the service. To support scenarios with multiple control points, eventing can be used to keep interested control points informed about the effects of actions performed by other control points or using other mechanisms for device control (such as front panel controls). All subscribers are sent all event messages, subscribers receive event messages for all evented variables (not just some), and event messages are sent no matter why the state variable changed (either in response to a requested action or because the state the service is modeling changed). This section explains the format of event messages in detail below.

Some state variables may change value too rapidly for eventing to be useful. One alternative is to filter, or moderate, the number of event messages sent due to changes in a variable's value. Some state variables may contain values too large for eventing to be useful; for this, or other reasons, a service may designate one or more state variables as *non evented* and never send event messages to subscribers. To determine the current value for such non-evented variables, control points must poll the service explicitly, presuming that an action is provided to obtain the value of the state variable. This section explains how variable eventing is described within a service description.

To send and receive subscription and event messages, control points and services use the following subset of the overall UPnP protocol stack. (The overall UPnP protocol stack is listed at the beginning of this document.)

<i>UPnP vendor</i> [purple]
<i>UPnP Forum</i> [red]
<u>UPnP Device Architecture</u> [green]
GENA [navy]
HTTP [black]
TCP [black]
IP [black]

At the highest layer, subscription and event messages contain vendor-specific information like URLs for subscription and duration of subscriptions or specific variable values. Moving down the stack, vendor content is supplemented by information from a UPnP Forum working committee, like service identifiers or variable names. Messages from the layers above are hosted in UPnP-specific protocols, defined in this document. In turn, the above messages are delivered via HTTP that has been extended using additional methods and headers. The HTTP messages are delivered via TCP over IP. For reference, colors in [square brackets] above indicate which protocol defines specific header elements in the subscription messages listed below.

The remainder of this section first explains subscription, including details of subscription messages, renewal messages, and cancellation messages. Second, it explains in detail how event messages are formatted and sent to control points, and the initial event message. Finally, it explains the UPnP Template Language as it pertains to eventing.

4.1 Eventing: Subscription

A service has eventing if and only if one or more of the state variables are evented.

If a service has eventing, it publishes event messages to interested subscribers. The publisher maintains a list of subscribers, keeping for each subscriber the following information.

unique subscription identifier

Required. Must be unique over the lifetime of the subscription, however long or short that may be. Generated by publisher in response to subscription message. Recommend universally-unique identifiers to ensure uniqueness. Single URL.

delivery URL for event messages

Required. Provided by subscriber in subscription message. Single URL.

event key

Required. Key is 0 for initial event message. Key must be sequentially numbered for each subsequent event message; subscribers can verify that no event messages have been lost if the subscriber has received sequentially numbered event keys. Must wrap from 4294967295 to 1 (32-bit unsigned decimal integer). Some implementations may include leading "0" characters in the event key, which should be ignored.

subscription duration

Required. Amount of time, or duration until subscription expires. Single integer or keyword "infinite".

The publisher should accept as many subscriptions as it can reasonably maintain and deliver.

The publisher may wish to persist subscriptions across power failures. While control points can recover from complete network failure, if the problem is brief and localized to the device, reusing stored subscriptions may speed recovery.

The list of subscribers is updated via subscription, renewal, and cancellation messages explained immediately below and event messages explained later in this section.

To subscribe to eventing for a service, a subscriber sends a *subscription message* containing a URL for the publisher, a service identifier for the publisher, and a delivery URL for event messages. The subscription message may also include a requested duration for the subscription. The URL and service identifier for the publisher come from a description message. As the section on Description explains, a description message contains a device description. A device description contains (among other things), for each service, an eventing URL (in the eventSubURL element) and a service identifier (in the serviceId element); these correspond to the URL and service identifier for the publisher, respectively. The URL for the publisher must be unique to a particular service within this device.

The subscription message is a request to receive all event messages. No mechanism is provided to subscribe to event messages on a variable-by-variable basis. A subscriber is sent all event messages from the service. This is one factor to be considered when designing a service.

If the subscription is accepted, the publisher responds with a unique identifier for this subscription and a duration for this subscription. A duration should be chosen that matches assumptions about how frequently control points are removed from the network; if control points are removed every few minutes, then the duration should be similarly short, allowing a publisher to rapidly deprecate any expired subscribers; if control points are expected to be semi-permanent, then the duration should be very long, minimizing the processing and traffic associated with renewing subscriptions.

As soon as possible after the subscription is accepted, the publisher also sends the first, or *initial* event message to the subscriber. This message includes the names and current values for all evented variables. (The data type and range for each variable is described in a service description. The section on Description explains this in more detail.) This initial event message is always sent, even if the control point unsubscribes before it is delivered. The device must insure that the control point has received the response to the subscription request before sending the initial event message, to insure that the control point has received the SID (subscription ID) and can thereby correlate the event message to the subscription.

To keep the subscription active, a subscriber must renew its subscription before the subscription expires by sending a renewal message. The renewal message is sent to the same URL as the subscription message, but the renewal message does not include a delivery URL for event messages; instead the renewal message includes the subscription identifier. The response for a renewal message is the same as one for a subscription message.

If a subscription expires, the subscription identifier becomes invalid, and the publisher stops sending event messages to the subscriber and can clean up its list of subscribers. If the subscriber tries to send any message other than a subscription message, the publisher will reject the message because the subscription identifier is invalid.

When a subscriber no longer needs eventing from a particular service, the subscriber should cancel its subscription. Canceling a subscription generally reduces service, control point, and network load. If a subscriber is removed abruptly from the network, it might be impossible to send a cancellation message. As a fallback, the subscription will eventually expire on its own unless renewed.

Subscribers should monitor discovery messages from the publisher. If the publisher cancels its advertisements, subscribers should assume that their subscriptions have been effectively cancelled.

Below is an explanation of the specific format of requests, responses, and errors for subscription, renewal, and cancellation messages.

4.1.1 Eventing: Subscribing: SUBSCRIBE with NT and CALLBACK

For each service in a device, a description message contains an eventing URL (eventSubURL sub element of service element in the device description) and the UPnP service identifier (serviceId sub element in service element in device description). To subscribe to eventing for a particular service, a subscription message is sent to that service's eventing URL. (Note that the

eventing URL may be relative to the base URL.) The message contains that service's identifier as well as a delivery URL for event messages. A subscription message may also include a requested subscription duration.

To subscribe to eventing for a service, a subscriber must send a request with method SUBSCRIBE and NT and CALLBACK headers in the following format. Values in *italics* are placeholders for actual values.

```
SUBSCRIBE publisher path HTTP/1.1
HOST: publisher host:publisher port
CALLBACK: <delivery URL>
NT: upnp:event
TIMEOUT: Second-requested subscription duration
```

(No body for request with method SUBSCRIBE, but note that the message must have a blank line following the last HTTP header.)

Listed below are details for the request line and headers appearing in the listing above. All header values are case sensitive except where noted.

Request line

SUBSCRIBE

Method to initiate or renew a subscription.

publisher path

Path component of eventing URL (eventSubURL sub element in service element in device description). Single, relative URL.

HTTP/1.1

HTTP version.

Headers

HOST

Required. Domain name or IP address and optional port components of eventing URL (eventSubURL sub element in service element in device description). If the port is missing or empty, port 80 is assumed.

CALLBACK

Required. Location to send event messages to. Defined by UPnP vendor. If there is more than one URL, when the service sends events, it will try these URLs in order until one succeeds. One or more URLs each enclosed by angle brackets ("*<*" and "*>*"). Each URL shall be an HTTP over TCP URL (prefixed by "*http://*"). The device shall not truncate this URL in any way; if insufficient memory is available to store the entire CALLBACK URL, the device must reject the subscription.

NT

Required. Notification Type. Must be upnp:event.

SID

(No SID header is used to subscribe.)

TIMEOUT

Recommended. Requested duration until subscription expires, either number of seconds or infinite. Recommendation by a UPnP Forum working committee. Defined by UPnP vendor. Consists of the keyword "Second-" followed (without an intervening space) by either an integer or the keyword "infinite".

If there are enough resources to maintain the subscription, the publisher should accept it. To accept the subscription, the publisher assigns a unique identifier for the subscription, assigns a duration for the subscription, and sends an initial event message (explained in detail later in this section). To accept a subscription request, a publisher must send a response in the following format within 30 seconds, including expected transmission time. Values in *italics* are placeholders for actual values.

```
HTTP/1.1 200 OK
DATE: when response was generated
SERVER: OS/version UPnP/1.0 product/version
SID: uuid:subscription-UUID
TIMEOUT: Second-actual subscription duration
```

(No body for response to a request with method SUBSCRIBE, but note that the message must have a blank line following the last HTTP header.)

If the device sends the response over HTTP/1.0 without setting the KeepAlive token, or over HTTP/1.1 with the Connection: CLOSE header, the device MUST insure that the TCP FIN flag is sent BEFORE sending the initial event message. In all other cases, (unless the response is chunked), a Content-Length MUST be specified, (and set to 0), prior to sending the initial event.

Listed below are details for headers appearing in the listing above. All header values are case sensitive except where noted.

Headers

DATE	Recommended. When response was generated. "rfc1123-date" as defined in RFC 2616.
SERVER	Required. Concatenation of OS name, OS version, UPnP/1.0 , product name, and product version. String. Must accurately reflect the version number of the UPnP Device Architecture supported by the device. Control points must be prepared to accept a higher version number than the control point itself implements. For example, control points implementing UDA version 1.0 will be able to interoperate with devices implementing UDA version 1.1.
SID	Required. Subscription identifier. Must be universally unique. Must begin with uuid:. Defined by UPnP vendor. Single URI.
TIMEOUT	Required. Actual duration until subscription expires, either number of seconds or infinite. Recommendation by a UPnP Forum working committee. Defined by UPnP vendor. Should be greater than or equal to 1800 seconds (30 minutes). Keyword Second- followed by an integer (no space) or keyword infinite.

If a publisher cannot accept the subscription, or if there is an error with the subscription request, the publisher must send a response with one of the following errors. The response must be sent within 30 seconds, including expected transmission time.

Errors

Incompatible headers	400 Bad Request. If SID header and one of NT or CALLBACK headers are present, the publisher must respond with HTTP error 400 Bad Request.
Missing or invalid CALLBACK	412 Precondition Failed. If CALLBACK header is missing or does not contain a valid HTTP URL, the publisher must respond with HTTP error 412 Precondition Failed.
Invalid NT	412 Precondition Failed. If NT header does not equal upnp:event , the publisher must respond with HTTP error 412 Precondition Failed.
Unable to accept subscription	5xx. If a publisher is not able to accept a subscription (such as due to insufficient resources), it must respond with a HTTP 500-series error code.

Other errors may be returned by layers in the protocol stack below the UPnP protocols. Consult documentation on those protocols for details.

4.1.2 Eventing: Renewing a subscription: SUBSCRIBE with SID

To renew a subscription to eventing for a particular service, a renewal message is sent to that service's eventing URL. (Note that the eventing URL may be relative to the base URL.) However, unlike an initial subscription message, a renewal message does not contain either the service's identifier nor a delivery URL for event messages. Instead, the message contains the *subscription* identifier assigned by the publisher, providing an unambiguous reference to the subscription to be renewed. Like a subscription message, a renewal message may also include a requested subscription duration.

The renewal message uses the same method as the subscription message, but the two messages use a disjoint set of headers; renewal uses SID and subscription uses NT and CALLBACK. A message that includes SID and either of NT or CALLBACK headers is an error.

To renew a subscription to eventing for a service, a subscriber must send a request with method SUBSCRIBE and SID header in the following format. Values in *italics* are placeholders for actual values.

```
SUBSCRIBE publisher path HTTP/1.1
HOST: publisher host:publisher port
SID: uuid:subscription UUID
TIMEOUT: Second-requested subscription duration
```

(No body for method with request SUBSCRIBE, but note that the message must have a blank line following the last HTTP header.)

Listed below are details for the request line and headers appearing in the listing above. All header values are case sensitive except where noted.

Request line

SUBSCRIBE

Method to initiate or renew a subscription.

publisher path

Path component of eventing URL ([eventSubURL](#) sub element in [service](#) element in device description). Single, relative URL.

HTTP/1.1

HTTP version.

Headers

HOST

Required. Domain name or IP address and optional port components of eventing URL ([eventSubURL](#) sub element in [service](#) element in device description). If the port is missing or empty, port 80 is assumed.

CALLBACK

(No CALLBACK header is used to renew an event subscription.)

NT

(No NT header is used to renew an event subscription.)

SID

Required. Subscription identifier. Must be the subscription identifier assigned by publisher in response to subscription request. Must be universally unique. Must begin with uuid:. Defined by UPnP vendor. Single URI.

TIMEOUT

Recommended. Requested duration until subscription expires, either number of seconds or infinite. Recommendation by a UPnP Forum working committee. Defined by UPnP vendor. Keyword Second- followed by an integer (no space) or keyword infinite.

To accept a renewal, the publisher reassigns a duration for the subscription and must send a response in the same format and with the same conditions as a response to a request for a new subscription, except that the initial event message is not sent again.

If a publisher cannot accept the renewal, or if there is an error with the renewal request, the publisher must send a response with one of the following errors. The response must be sent within 30 seconds, including expected transmission time.

Errors

Incompatible headers

400 Bad Request. If SID header and one of NT or CALLBACK headers are present, the publisher must respond with HTTP error 400 Bad Request.

Invalid SID

412 Precondition Failed. If a SID does not correspond to a known, un-expired subscription, the publisher must respond with HTTP error 412 Precondition Failed.

Missing SID

412 Precondition Failed. If the SID header is missing or empty, the publisher must respond with HTTP error 412 Precondition Failed.

Unable to accept renewal

5xx. If the publisher is not able to accept a renewal, it must respond with a HTTP 500-series error code.

Other errors may be returned by layers in the protocol stack below the UPnP protocols. Consult documentation on those protocols for details.

4.1.3 Eventing: Canceling a subscription: UNSUBSCRIBE

When eventing is no longer needed from a particular service, a cancellation message should be sent to that service's eventing URL. (Note that the eventing URL may be relative to the base URL.) The message contains the subscription identifier. Canceling a subscription generally reduces service, control point, and network load. If a control point is removed abruptly from the network, it might be impossible to send a cancellation message. As a fallback, the subscription will eventually expire on its own unless renewed.

To cancel a subscription to eventing for a service, a subscriber should send a request with method UNSUBSCRIBE in the following format. Values in *italics* are placeholders for actual values.

```
UNSUBSCRIBE publisher path HTTP/1.1
HOST: publisher host:publisher port
SID: uuid:subscription UUID
```

(No body for request with method UNSUBSCRIBE, but note that the message must have a blank line following the last HTTP header.)

Listed below are details for the request line and headers appearing in the listing above. All header values are case sensitive except where noted.

Request line

UNSUBSCRIBE

Method to cancel a subscription.

publisher path

Path component of eventing URL ([eventSubURL](#) sub element in [service](#) element in device description). Single, relative URL.

HTTP/1.1

HTTP version.

Headers

HOST

Required. Domain name or IP address and optional port components of eventing URL ([eventSubURL](#) sub element in [service](#) element in device description). If the port is missing or empty, port 80 is assumed.

CALLBACK

(No CALLBACK header is used to cancel an event subscription.)

NT

(No NT header is used to cancel an event subscription.)

SID

Required. Subscription identifier. Must be the subscription identifier assigned by publisher in response to subscription request. Must be universally unique. Must begin with uuid:. Defined by UPnP vendor. Single URI.

TIMEOUT

(No TIMEOUT header is used to cancel an event subscription.)

To cancel a subscription, a publisher must send a response in the following format within 30 seconds, including expected transmission time.

```
HTTP/1.1 200 OK
```

If there is an error with the cancellation request, the publisher must send a response with one of the following errors. The response must be sent within 30 seconds, including expected transmission time.

Errors

Incompatible headers

400 Bad Request. If SID header and one of NT or CALLBACK headers are present, the publisher must respond with HTTP error 400 Bad Request.

Invalid SID

412 Precondition Failed. If a SID does not correspond to a known, un-expired subscription, the publisher must respond with HTTP error 412 Precondition Failed.

Missing SID

412 Precondition Failed. If the SID header is missing or empty, the publisher must respond with HTTP error 412 Precondition Failed.

Other errors may be returned by layers in the protocol stack below the UPnP protocols. Consult documentation on those protocols for details.

4.2 Eventing: Event messages

A service publishes changes to its state variables by sending event messages. These messages contain the names of one or more state variables and the current value of those variables. Event messages should be sent as soon as possible to get accurate information about the service to subscribers and allow subscribers to display a responsive user interface. If the value of more than one variable is changing at the same time, the publisher should bundle these changes into a single event message to reduce processing and network traffic.

As explained above, an initial event message is sent when a subscriber first subscribes; this event message contains the names and values for all evented variables and allows the subscriber to initialize its model of the state of the service. This message

should be sent as soon as possible after the publisher accepts a subscription. This message should always be sent, even if the control point unsubscribes before the message is delivered.

Event messages are tagged with an event key. A separate event key must be maintained by the publisher for each subscription to facilitate error detection (as explained below). The event key for a subscription is initialized to 0 when the publisher sends the initial event message. For each subsequent event message, the publisher increments the event key for a subscription, and includes that updated key in the event message. Any implementation of event keys should handle overflow and wrap the event key from 4294967295 back to 1 (not 0). Subscribers must also handle this special case when the next event key is not an increment of the previous key. Should be implemented as a 4 Byte (32 bit) unsigned integer.

If there is no response from a subscriber to any event message, the publisher should continue to attempt to send subsequent event messages to the subscriber until the subscription expires.

To repair an event subscription, e.g., if a subscriber has missed one or more event messages, a subscriber must unsubscribe and re-subscribe. By doing so, the subscriber will get a new subscription identifier, a new initial event message, and a new event key.

All UPnP event messages shall be encoded using UTF-8.

4.2.1 Eventing: Event messages: NOTIFY

To send an event message, a publisher must send a request with method NOTIFY in the following format. Values in *italics* below are placeholders for actual values.

```
NOTIFY delivery path HTTP/1.1
HOST: delivery host:delivery port
CONTENT-TYPE: text/xml
CONTENT-LENGTH: Bytes in body
NT: upnp:event
NTS: upnp:propchange
SID: uuid:subscription-UUID
SEQ: event key

<?xml version="1.0"?>
<e:propertyset xmlns:e="urn:schemas-upnp-org:event-1-0">
  <e:property>
    <variableName>new value</variableName>
  </e:property>
  Other variable names and values (if any) go here.
</e:propertyset>
```

Listed below are details for the request line, headers, and body elements appearing in the listing above. All header values are case sensitive except where noted. All body elements and attributes are case sensitive; body values are not case sensitive except where noted. Except where noted, the order of elements is insignificant. Except where noted, required elements must occur exactly once (no duplicates), and recommended or optional elements may occur at most once. In particular, a single **propertyset** element shall not include more than one **property** element that specifies the same *variableName* element; separate event notification messages must be used.

Request line

NOTIFY

Method to notify client about event.

delivery path

Path component of delivery URL (**CALLBACK** header in subscription message). Destination for event message. Single, relative URL. Must be one of the URLs contained in the **CALLBACK** header, without truncation or modification.

HTTP/1.1

HTTP version.

Headers

HOST

Required. Domain name or IP address and optional port components of delivery URL (**CALLBACK** header in subscription message). If the port is missing or empty, port 80 is assumed.

ACCEPT-LANGUAGE

(No ACCEPT-LANGUAGE header is used in event messages.)

CONTENT-LENGTH

Required. Length of body in Bytes. Integer.

CONTENT-TYPE

Required. Must be text/xml.

NT

Required. Notification Type. Must be [upnp:event](#).

NTS

Required. Notification Sub Type. Must be [upnp:propchange](#).

SID

Required. Subscription identifier. Must be universally unique. Must begin with uuid:. Defined by UPnP vendor. Single URI.

SEQ

Required. Event key. Must be 0 for initial event message. Must be incremented by 1 for each event message sent to a particular subscriber. To prevent overflow, must be wrapped from 4294967295 to 1. 32-bit unsigned value represented as a single decimal integer without leading zeroes (some implementations may include leading zeroes, which should be ignored by the recipient).

Body

propertyset

Required. xmlns namespace attribute must be urn:[schemas-upnp-org:event-1-0](#). Contains the following sub element.

property

Required. Repeat once for each variable name and value in the event message. Must be qualified by [propertyset](#) namespace. Contains the following sub element.

variableName

Required. Element is name of a state variable that changed ([name](#) sub element of [stateVariable](#) element in service description). Must not be qualified with any namespace. Value is the new value for this state variable. Case sensitive. Single data type as specified by UPnP service description.

For future extensibility, when processing XML like the listing above, devices and control points must ignore: (a) any unknown elements and their sub elements or content, and (b) any unknown attributes and their values. Note that when subscribing to eventing with a service that is of a higher version than what is supported by the control point, event notifications may be sent by the service to the control point containing state variable names which are not recognized by the control point. The control point should discard and ignore such unrecognized state variables within event notification messages.

When the new value of any variable contains one or more characters reserved as markup (such as ampersand (“&”) or less than (“<”)), the text must be escaped in accordance with the provisions of section 2.4 of the XML specification and each such character replaced with the equivalent numeric representation or string (such as “&” or “<”). Such characters appearing in URLs that appear as values may also be escaped in accordance with the URL escaping rules specified in Section 2.4 of RFC 2396.

Control points and devices shall ignore any XML comments or XML processing instructions they may receive that they do not understand.

Note that because HTTP 1.1 allows use of chunked encoding, some devices may send the event notification using chunked encoding if the SUBSCRIBE request specified HTTP 1.1. It is therefore recommended that all implementations that include HTTP 1.1 in the SUBSCRIBE request support receiving chunked encoding.

To acknowledge receipt of this event message, a subscriber must respond within 30 seconds, including expected transmission time. If a subscriber does not respond within 30 seconds, or if the publisher is unable to connect to the subscription URL, the publisher should abandon sending this message to the subscriber but should keep the subscription active and send future event messages to the subscriber until the subscription expires or is cancelled. The subscriber must send a response in the following format.

```
HTTP/1.1 200 OK
```

(No body for a request with method NOTIFY, but note that the message must have a blank line following the last HTTP header.)

If a device sends an event to a control point using HTTP/1.0 without the KeepAlive token, the Control Point MUST close the socket after responding. If a device sends an event to a control point using HTTP/1.1 and sets the Connection: CLOSE token, the Control Point MUST close the socket after responding.

If there is an error with the event message, the subscriber must respond with one of the following errors. The response must be sent within 30 seconds, including expected transmission time.

Errors

Missing SID

412 Precondition Failed. If the SID header is missing or empty, the subscriber must respond with HTTP error 412 Precondition Failed.

Invalid SID

412 Precondition Failed. If a SID does not correspond to a known subscription, the subscriber must respond with HTTP error 412 Precondition Failed. (Service must terminate this SID when it receives this error response.)

Missing NT or NTS header

400 Bad Request. If the NT or NTS header is missing, the subscriber must respond with HTTP error 400 Bad Request.

Invalid NT header

412 Precondition Failed. If NT header does not equal [upnp:event](#), the subscriber must respond with HTTP error 412 Precondition Failed.

Invalid NTS header

412 Precondition Failed. If NTS header does not equal [upnp:propchange](#), the subscriber must respond with HTTP error 412 Precondition Failed.

Other errors may be returned by layers in the protocol stack below the UPnP protocols. Consult documentation on those protocols for details.

4.3 Eventing: UPnP Template Language for eventing

The UPnP Template Language defines well-formed templates for devices and services. To a lesser extent, it also provides a template for the body of event messages. The section on Description explains the UPnP Template Language as it pertains to devices and services. As explained in that section, the UPnP Template Language is written in XML syntax and is derived from XML Schema (Part 1: Structures, Part 2: Datatypes). Below is a listing of this language as it pertains to eventing. The elements it

defines are used in event messages; they are colored [green](#) here, and they are colored [green](#) in the listing above. Below is where these elements are defined (though it is a minimal definition); above is where they are used.

Immediately following this is a brief explanation of the XML Schema elements, attributes, and values used. The reference to XML Schema at the end of this section has further details.

UPnP Template Language for eventing

```
<?xml version="1.0" ?>
<Schema name="urn:schemas-upnp-org:event-1-0"
  xmlns="urn:schemas-microsoft-com:xml-data"
  xmlns:dt="urn:schemas-microsoft-com:datatypes">
  <ElementType name="propertyset" content="eltOnly">
    <element type="property" minOccurs="1" maxOccurs="*" />
  </ElementType>
  <ElementType name="property" content="eltOnly" />
</Schema>
```

element

References an element for the purposes of declaring nesting. maxOccurs attribute defines maximum number of times the element must occur; default is maxOccurs = 1; elements that can appear one or more times have maxOccurs = *.

ElementType

Defines an element in the new, derived language. name attribute defines element name. model attribute indicates whether elements in the new, derived language can contain elements not explicitly specified here; when only unspecified sub elements may be included, model=open. content attribute indicates what content may contain; elements that contain only other elements have content = eltOnly.

As explained in the section on Description, the UPnP Template Language for services also specifies a sendEvents attribute for a state variable. The default value for this attribute is [yes](#). To denote that a state variable is evented, the value of this attribute is [yes](#) (or the attribute is omitted) in a service description; to denote that a state variable is non-evented, the value is [no](#). Note that if all of a service's state variables are non-evented, the service has nothing to publish, and control points cannot subscribe and will not receive event messages from the service.

4.4 Eventing: Augmenting the UPnP Template Language

It is useful to augment the description of devices and services with annotations that are not captured in the UPnP Template Language. To a lesser extent, there is value in these annotations to capture event filtering, or moderation.

As explained above, some state variables may change value too rapidly for eventing to be useful. Below is a recommended vocabulary for UPnP Forum working committees or UPnP vendors to document moderation in the number of event messages sent due to changes in a variables value.

maximumRate = *n*

Optional. State variable *v* will not be part of an event message more often than *n* seconds. If *v* is the only variable changing, then an event message will not be generated more often than every *n* seconds. If *v* ceases to change after an event message has been sent but before *n* seconds have transpired, an event message must be sent with the new value of *v*. Recommended for variables that model continuously changing properties. Single integer.

minimumDelta = *n*

Optional. State variable *v* will not be part of an event message unless its value has changed by more than *n* * allowedValueRange step since the last time an event message was sent that included *v*, e.g., unless *v* has been incremented *n* times. (cf. INCREMENT, INCREMENT_BOUNDED, and INCREMENT_WRAP explained in the section on Control.) Only defined variables with number and real data type. Recommended for variables that model counters. Single integer.

The publisher can send out any changed moderated variable when an event goes out. The publisher should make its best attempt to meet moderation rules described above, but the publisher can flush recent changes when it sends out events.

Note that moderation affects events only and not state table updates. Specifically, control actions which return the value of state variables may return a more current value than published via eventing. Put another way, moderation means that not all state table changes result in events.

Decisions about which variables to event and any possible moderation is up to the appropriate UPnP Forum working committee (for standard services) or a UPnP vendor (for non-standard services).

4.5 Eventing references

RFC 2396

Uniform Resource Identifiers: Generic Syntax. <<http://www.ietf.org/rfc/rfc2396.txt>>.

RFC 2616

HTTP: Hypertext Transfer Protocol 1.1. <<http://www.ietf.org/rfc/rfc2616.txt>>.

XML

Extensible Markup Language. <<http://www.w3.org/TR/2000/REC-xml-20001006>>.

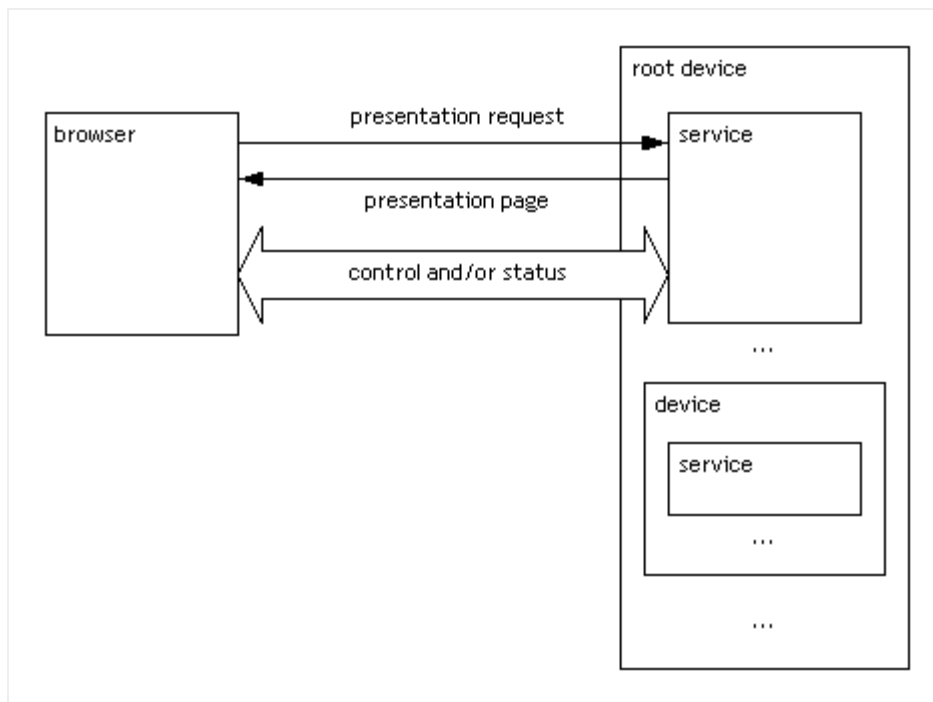
XML Schema (Part 1: Structures, Part 2: Datatypes)

Grammar defining UPnP Template Language. <<http://www.w3.org/TR/xmlschema-1>>, <<http://www.w3.org/TR/xmlschema-2>>.

5. Presentation

Presentation is Step 5 in UPnP™ networking. Presentation comes after addressing (Step 0) where devices get network addresses, after discovery (Step 1) where control points find interesting device(s), and after description (Step 2) where control points learn about device capabilities. Presentation exposes an HTML-based user interface for controlling and/or viewing device status. Presentation is complementary to control (Step 3) where control points send actions to devices, and eventing (Step 4) where control points listen to state changes in device(s).

After a control point has (1) discovered a device and (2) retrieved a description of the device, the control point is ready to begin presentation. If a device has a URL for presentation, then the control point can retrieve a page from this URL, load the page into a browser, and depending on the capabilities of the page, allow a user to control the device and/or view device status. The degree to which each of these can be accomplished depends on the specific capabilities of the presentation page and device.



The URL for presentation is contained within the presentationURL element in the device description. The device description is delivered via a description message. The section on Description explains the device description and description messages in detail.

Retrieving a presentation page is a simple HTTP-based process and uses the following subset of the overall UPnP protocol stack. (The overall UPnP protocol stack is listed at the beginning of this document.)

<i>UPnP vendor [purple]</i>
<u>UPnP Device Architecture [green]</u>
HTTP [black]
TCP [black]
IP [black]

At the highest layer, the presentation page is specified by a UPnP vendor. Moving down the stack, the UPnP Device Architecture specifies that this page be written in HTML. The page is delivered via HTTP over TCP over IP. For reference, colors in [square brackets] are included for consistency with other sections in this document.

To retrieve a presentation page, the control point issues an HTTP GET request to the presentation URL, and the device returns a presentation page.

Unlike the UPnP Device and Service Templates, and standard device and service types, the capabilities of the presentation page are completely specified by the UPnP vendor. The presentation page is not under the auspices of a UPnP Forum working committee. The page must be an HTML page; it should be version HTML 3.0 or later. However, other design aspects are left to the vendor to specify. This includes, but is not limited to, all capabilities of the control point's browser, scripting language or browser plug-ins used, and means of interacting with the device. To implement a presentation page, a UPnP vendor may wish to use UPnP mechanisms for control and/or eventing, leveraging the device's existing capabilities but is not constrained to do so.

Presentation pages should use mechanisms provided by HTML for localization (e.g., META tag with charset attribute). Control points should use the ACCEPT-LANGUAGE and CONTENT-LANGUAGE feature of HTTP to try to retrieve a localized presentation page. Specifically, a control point may include a HTTP ACCEPT-LANGUAGE header in the request for a presentation page; if an ACCEPT-LANGUAGE header is present in the request, the response must include a CONTENT-LANGUAGE header to identify the page's language.

5.1 Presentation references

HTML

HyperText Markup Language. <<http://www.w3.org/TR/html4>>.

Glossary

action	Command exposed by a service. Takes one or more input or output arguments. May have a return value. For more information, see sections on Description and Control.
argument	Parameter for action exposed by a service. May be in xor out. For more information, see sections on Description and Control.
control point	Retrieves device and service descriptions, sends actions to services, polls for service state variables, and receives events from services.
device	Logical device. A container. May embed other logical devices. Embeds one or more services. For more information, see section on Description.
device description	Formal definition of a logical device, expressed in the UPnP™ Template Language. Written in XML syntax. Specified by a UPnP vendor by filling in the placeholders in a UPnP Device Template, including, e.g., manufacturer name, model name, model number, serial number, and URLs for control, eventing, and presentation. For more information, see section on Description.
device type	Standard device types are denoted by urn:schemas-upnp-org:device: followed by a unique name assigned by a UPnP Forum working committee. One-to-one relationship with UPnP Device Templates. UPnP vendors may specify additional device types; these are denoted by urn: <i>domain-name</i> :device: followed by a unique name assigned by the vendor, where <i>domain-name</i> is a domain name registered to the vendor. For more information, see section on Description.
event	Notification of one or more changes in state variables exposed by a service. For more information, see section on Eventing.
GENA	General Event Notification Architecture. The event subscription and notification protocol defined in section 4 of this specification.
publisher	Source of event messages. Typically a device's service. For more information, see section on Eventing.
root device	A logical device that is not embedded in any other logical device. For more information, see section on Description.
service	Logical functional unit. Smallest units of control. Exposes actions and models the state of a physical device with state variables. For more information, see section on Control.
service description	Formal definition of a logical service, expressed in the UPnP Template language. Written in XML syntax. Specified by a UPnP vendor by filling in any placeholders in a UPnP Service Template. (Was SCPD.) For more information, see section on Description.
service type	Standard service types are denoted by urn:schemas-upnp-org:service: followed by a unique name assigned by a UPnP forum working committee, colon, and an integer version number. One-to-one relationship with UPnP Service Templates. UPnP vendors may specify additional services; these are denoted by urn: <i>domain-name</i> :service: followed by a unique name assigned by the vendor, colon, and a version number, where <i>domain-name</i> is a domain name registered to the vendor. For more information, see section on Description.
SOAP	Simple Object Access Protocol. A remote-procedure call mechanism based on XML that sends commands and receives values over HTTP. For more information, see section on Control.
SSDP	Simple Service Discovery Protocol. A multicast discovery and search mechanism that uses a multicast variant of HTTP over UDP. Defined in section 1 on Discovery.
state variable	Single facet of a model of a physical service. Exposed by a service. Has a name, data type, optional default value, optional constraints values, and may trigger events when its value changes. For more information, see sections on Description and Control.
subscriber	Recipient of event messages. Typically a control point. For more information, see section on Eventing.

UPnP Device Template

Template listing device type, required embedded devices (if any), and required services. Written in XML syntax and derived from the UPnP Template Language. Defined by a UPnP Forum working committee. One-to-one relationship with standard device types. For more information, see section on Description.

UPnP Service Template

Template listing action names, parameters for those actions, state variables, and properties of those state variables. Written in XML syntax and derived from the UPnP Template Language. Defined by a UPnP Forum working committee. One-to-one relationship with standard service types. For more information, see section on Description.

UPnP Template Language

Defines the elements and attributes used in UPnP Device and Service Templates. Written in XML syntax and derived from XML Schema (Part 1: Structures, Part 2: Datatypes). Defined by the UPnP Device Architecture herein. For more information, see section on Description.